



NOTTINGHAM CITY COUNCIL
BASFORD AND BESTWOOD AREA COMMITTEE

Date: Wednesday, 25 February 2015

Time: 4.30 pm

Place: LB31-32 - Loxley House, Station Street, Nottingham, NG2 3NG

Councillors are requested to attend the above meeting to transact the following business

Acting Corporate Director for Resources

Governance Officer: Mark Leavesley **Direct Dial:** 0115 876 4302

AGENDA

Pages

- | | | |
|----------|---|---------|
| 1 | APOLOGIES FOR ABSENCE | |
| 2 | DECLARATIONS OF INTERESTS
If you need advice on declaring an interest, please contact the Governance Officer above, if possible before the day of the meeting | |
| 3 | MINUTES
Last meeting held on 26 November 2014 (for confirmation) | 3 - 8 |
| 4 | 'FIT IN THE COMMUNITY' PROJECT
Presentation by Martin Barradell, Community Sport Officer | 9 - 24 |
| 5 | AREA JOBS PLAN
Presentation by Nick Parr, Right Track, and Danny Goodwin, Employment and Skills Officer | 25 - 36 |
| 6 | UPDATES | |
| | (a) NOTTINGHAMSHIRE POLICE
Inspector Woolley to report | 37 - 38 |
| b | (b) NOTTINGHAM CITY HOMES
Lynn Standen to report | 39 - 50 |

(c) WARD PERFORMANCE	51 - 72
(d) AREA CAPITAL FUND	73 - 80
(e) DELEGATED AUTHORITY SPEND Reports of Director of Neighbourhood Services	81 - 86

CITIZENS ATTENDING MEETINGS ARE ASKED TO ARRIVE AT LEAST 15 MINUTES BEFORE THE START OF THE MEETING TO BE ISSUED WITH VISITOR BADGES

CITIZENS ARE ADVISED THAT THIS MEETING MAY BE RECORDED BY MEMBERS OF THE PUBLIC. ANY RECORDING OR REPORTING ON THIS MEETING SHOULD TAKE PLACE IN ACCORDANCE WITH THE COUNCIL'S POLICY ON RECORDING AND REPORTING ON PUBLIC MEETINGS, WHICH IS AVAILABLE AT WWW.NOTTINGHAMCITY.GOV.UK. INDIVIDUALS INTENDING TO RECORD THE MEETING ARE ASKED TO NOTIFY THE GOVERNANCE OFFICER SHOWN ABOVE IN ADVANCE.

NOTTINGHAM CITY COUNCIL

BASFORD AND BESTWOOD AREA COMMITTEE

MINUTES of the meeting held at Loxley House, Station Street, NG4 3AN on 26 November 2014 from 4.30pm - 6.08pm

Membership

Present

Absent

Councillor Bill Ottewell (Chair)
Councillor Brian Grocock (Vice Chair)
Councillor Cat Arnold
Councillor Alex Norris
Councillor David Smith
Councillor Michael Wildgust

Colleagues, partners and others in attendance:

James Fullerton) Bestwood Estate Community Centre
Sharon Fullerton)
Stephen Barker - Leen Valley Community Centre
Dale Griffin)
Mark Leavesley) Nottingham City Council
Lynne McNiven)
Heidi May)

Lee Barrowcliffe) Nottingham City Homes
Maria Gawdiak)
Insp James Woolley - Nottinghamshire Police
John Hancock - Observer (City resident)
Stuart Bell) Right Track
Nick Parr)

22 APOLOGIES FOR ABSENCE

Gursharan Nijran – Neighbourhood Development Officer

23 DECLARATIONS OF INTERESTS

None.

24 MINUTES

The Committee confirmed the minutes of the meeting held on 3 September 2014 as a correct record and they were signed by the Chair.

25 PUBLIC HEALTH SERVICES IN AREA 2

Lynne McNiven, Consultant in Public Health, introduced the ward profiles relating to health and social factors for the Basford and Bestwood areas and highlighted the following points:

- (a) the purpose of the profiles is to make sure the Committee and citizens are aware of the services available in the area and provide an opportunity for people to discuss issues so they can be progressed;
- (b) Public Health has moved from the NHS to the City Council so services are now commissioned through the Local Authority. The services are based on need and the directory shows exactly where these services are based / available;
- (c) the school health profiles are compiled through information from the School Nurse Service, which is commissioned by Public Health.

The following comments were made:

- (d) the information is welcome and will be useful;
- (e) many children in Bestwood currently start school with very low esteem and skills which, hopefully, will be addressed by the '0-4 Project', starting in October 2015. This will include health visits and should address any issues, effectively making children 'school ready';
- (f) Ofsted's 'Ready for School' project, a transition process from the age of 3 which helps parents and carers to support their children's learning from home to nursery and nursery to school, is started too late and the 0-4 Project, mentioned above, should prepare families earlier and better;
- (g) health needs should be included in local ward plans.

RESOLVED that the thanks of the Committee to Ms McNiven, for the informative presentation, be recorded.

26 NOTTINGHAMSHIRE POLICE

RESOLVED to note the update on crime statistics and police actions for the Basford and Bestwood wards as provided by Inspector Woolley.

27 RIGHT TRACK

The Committee received an update from Stuart Bell and Nick Parr, Right Track, informing it of the latest performance and future plans in relation to community association development, youth activity and digital inclusion in the Basford and Bestwood wards.

During discussion it was stated that the available funding appeared to be unevenly split between the wards. In response, Mr Bell stated that the funding was available to the area, not allocated to each ward, and was used as and where required.

RESOLVED that the thanks of the Committee to Mr Bell and Mr Parr for the update be recorded and the latest position was noted.

28 NOTTINGHAM CITY HOMES

The Committee received an update from Lee Barrowcliffe, Nottingham City Homes, detailing the latest position in relation to work undertaken by NCH as follows:

- the Decent Homes Standard;
- door and slate roof replacement programmes;
- houses in multiple occupation (HIMO) refurbishment;
- Equalities Act 2010 works (covering works to 60 Independent Living Schemes throughout the City);
- the planned fencing and guttering programme for Basford (January 2015) and Bestwood (February 2015).

Mr Barrowcliffe also informed the Committee of the following:

- the key messages from the Tenant and Leasehold Congress;
- Tenant and Residents Associations updates;
- Area performance Figures;
- 'good news' stories and positive publicity.

RESOLVED that the thanks of the Committee to Mr Barrowcliffe for the update be recorded and that the latest position was noted.

29 WARD PERFORMANCE

Dale Griffin, Neighbourhood Development Officer, presented a report of the Director of Neighbourhood Services, which provided an update on key issues and themes in the wards, linked to local priorities and strategic themes in the Nottingham Plan 2020. The report provide summary updates on the following key themes:

- Ward priorities;
- Community engagement;
- Finance;
- Safer Nottingham - crime and anti social behaviour;
- Neighbourhood Nottingham – cleansing and Environmental issues;
- Working Nottingham - unemployment rates;
- Healthy Nottingham – local health priorities;
- Housing;
- Community Protection;
- Fire.

RESOLVED to note the latest position in regard to performance against strategic themes of the Nottingham Plan 2020 and local priorities.

30 AREA CAPITAL FUND: 2013-15 PROGRAMME

Dale Griffin, Neighbourhood Development Officer, presented a report of the Director of Neighbourhood Services, which provided an update on the latest spend proposals under the Area Capital Fund 2013-15, including highways, footways and Nottingham City Homes environmental improvements.

RESOLVED

- (1) to approve the following Area Capital and NCH Environmental fund schemes:**

Basford

Stockhill Park Pavillion - refurbishment	£ 6,000;
Fenton Court – railings and gates	£ 9,941.66;

Bestwood

Bestwood Park Drive West – footpath resurfacing	£86,885;
Raymede Drive – public realm improvements	£24,325;
Raymede Drive – install fencing and gates	£81,277;
Beckhampton Road safety scheme	£60,000;

(2) to note the remaining monies available as follows:

- (i) Area Capital Fund: Basford - £84,264, Bestwood - £5,317;
- (ii) Environmental fund: Basford - £58,756.73, Bestwood - £nil.

31 DELEGATED AUTHORITY DECISIONS TAKEN

Dale Griffin, Neighbourhood Development Officer, presented a report of the Director of Neighbourhood Services, detailing completed and ongoing projects and schemes in the Basford and Bestwood areas funded from Councillors' individual delegated ward allocations.

RESOLVED to note the projects and schemes, funded from ward Councillor delegated budgets, as follows:

Basford Ward

Heathfield Summer Programmes 2014	£1,000
SALTAR summer playscheme	£ 500
Knit and Knatter at Basford Library	£ 250
NCVS awards	£ 150
Toton Close allotments clean up	£ 400

Balance brought forward 2013/14	£16,435
Allocation 2014/15	<u>£15,000</u>
Total available 2014/15	<u>£31,435</u>

Total allocated	<u>£13,095</u>
Total available	<u>£18,340</u>

Bestwood Ward

Bestwood Advice Centre	£ 4,000
Bestwood Christmas Lights	£16,000
Bestwood's Got Talent	£ 1,000

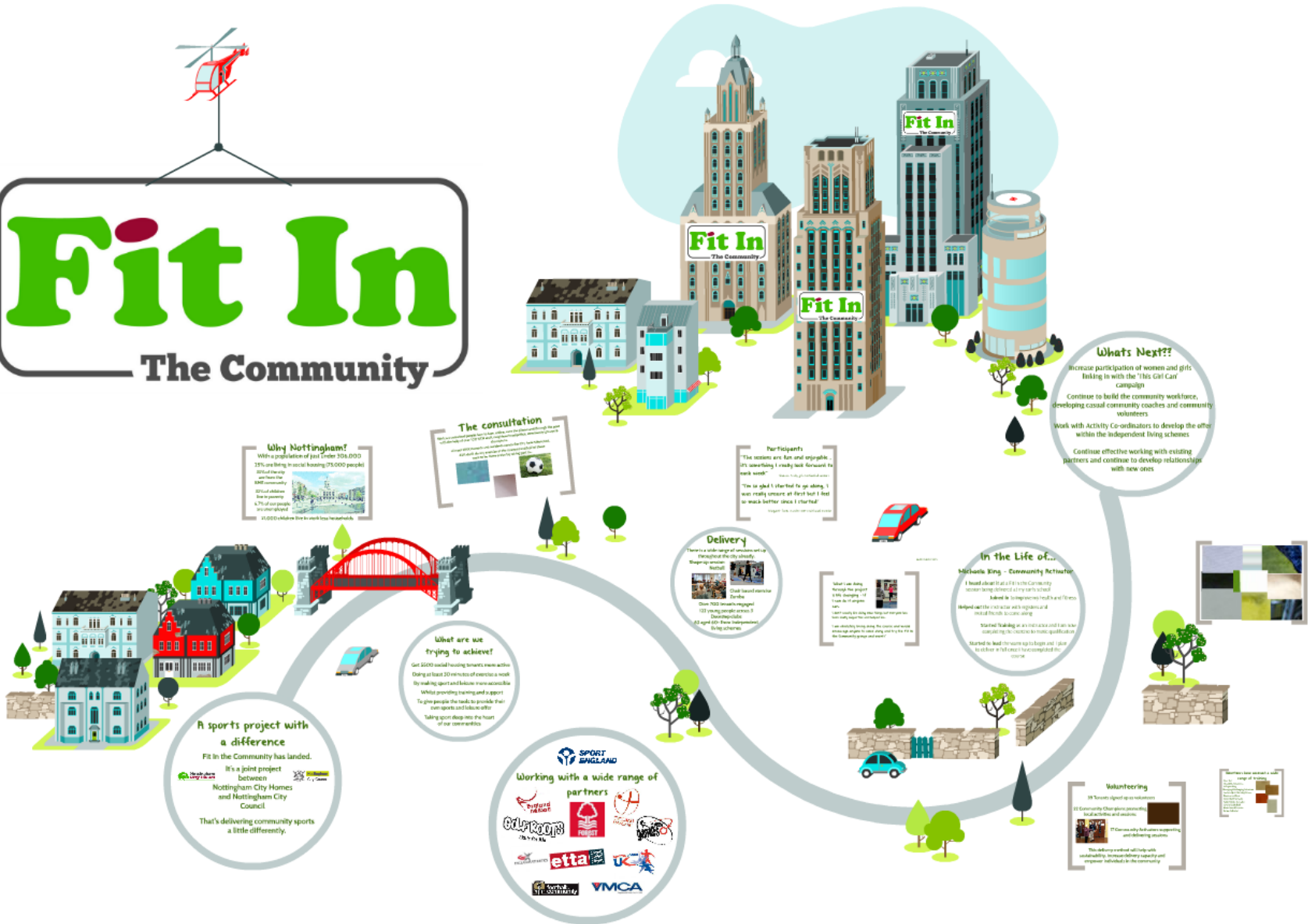
Balance Brought forward 2013/14	£24,627
Allocation 2014/15	£15,000

Deprivation award (IMD) 2014/15	<u>£14,154</u>
Total Available 2014/15	<u>£53,781</u>
Total allocated	<u>£23,850</u>
Total available	<u>£29,931</u>

This page is intentionally left blank

Fit In

The Community





A sports project with a difference

Fit In the Community has landed.

It's a joint project
between



Nottingham City Homes
and Nottingham City
Council

That's delivering community sports
a little differently.



Why Nottingham?

With a population of just under 306,000

25% are living in social housing (75,000 people)

35% of the city
are from the
BME community

32% of children
live in poverty

6.7% of our people
are unemployed



21,000 children live in work less households



What are we trying to achieve?

Get 5500 social housing tenants more active

Doing at least 30 minutes of exercise a week

By making sport and leisure more accessible

Whilst providing training and support

To give people the tools to provide their
own sports and leisure offer

Taking sport deep into the heart
of our communities

The consultation

We have consulted people face to face, online, over the phone and through the post with the help of over 100 NCH staff, neighbourhood police, community groups & champions.

Almost 1000 tenants and residents across the City have taken part.

42% don't do any exercise at the moment and half of these want to be more active by taking part in...



Delivery

There is a wide range of sessions set up throughout the city already.

Shape up session
Netball



Chair based exercise
Zumba

Over 700 tenants engaged

122 young people across 3

Doorstep clubs

63 aged 60+ from Independent
living schemes



Working with a wide range of partners



Participants

"The sessions are fun and enjoyable ,
it's something I really look forward to
each week"

Sheena - Aspley girls 14+ football sessions

Page 17

"I'm so glad I started to go along, I
was really unsure at first but I feel
so much better since I started"

Margaret - Foxtan Gardens 60+ chair based exercise

Volunteering

39 Tenants signed up as volunteers

22 Community Champions promoting local activities and sessions



17 Community Activators supporting and delivering sessions

This delivery method will help with sustainability, increase delivery capacity and empower individuals in the community

Volunteers have accessed a wide range of training

First Aid

Disability Awareness

Safeguarding

Managing Challenging Behaviour

Leadership in Running Fitness

Exercise to Music

Street Golf Activator

Table Tennis Activator

Level 2 Basketball

Chair Based Exercise

Dance Activator



In the Life of...

Michaela King - Community Activator

I heard about it at a Fit In the Community session being delivered at my son's school

Joined in to improve my health and fitness

Helped out the instructor with registers and invited friends to come along

Started Training as an instructor and I am now completing the exercise to music qualification

Started to lead the warm up to begin and I plan to deliver in full once I have completed the course

"What I am doing through the project is life changing - If I can do it anyone can.



I don't usually like doing new things but everyone has been really supportive and helped me.

I am absolutely loving doing the course and would encourage anyone to come along and try the Fit In the Community groups and events"



Whats Next??

Increase participation of women and girls linking in with the 'This Girl Can' campaign

Continue to build the community workforce, developing casual community coaches and community volunteers

Work with Activity Co-ordinators to develop the offer within the independent living schemes

Continue effective working with existing partners and continue to develop relationships with new ones




**Nottingham
City Homes**

Fit In

The Community



Fit In

The Community



Why Nottingham?
 With a population of just under 300,000
 33% are being housed by 19,000 private
 rented properties
 20% of the city
 20% of the city
 4% of the city
 11,000+ live in the city's housing market

The consultation
 We conducted a consultation with over 100 people across the city to find out what they thought about the project and what they would like to see in the community.

Participants
 The sessions are fun and engaging, it's something I really look forward to each week!
 It's so glad I started to go along, I was really nervous at first but I feel so much better now I started!

Delivery
 There is a wide range of activities that we offer throughout the city weekly.
 We have a range of activities that we offer throughout the city weekly.

In the Life of...
 I heard about Fit In in the Community when I was asked to help with the project and I was really nervous at first but I feel so much better now I started!

Whats Next??
 Increase participation of women and girls linking in with the 'This Girl Can' campaign
 Continue to build the community workforce, developing casual community coaches and community volunteers
 Work with Activity Co-ordinators to develop the offer within the independent living schemes
 Continue effective working with existing partners and continue to develop relationships with new ones



A sports project with a difference
 Fit In the Community has landed.
 It's a joint project between Nottingham City Homes and Nottingham City Council.
 That's delivering community sports a little differently.

What are we trying to achieve?
 Get 5000 local housing scheme members active
 Doing at least 30 minutes of exercise each week
 By making sport and leisure more accessible
 Whilst providing training and support
 To give people the tools to provide their own sports and leisure offer
 Taking sport deep into the heart of our communities.



Volunteering
 We recruit sport up to volunteers
 Community Champions, community coaches and community volunteers
 Community coaches supporting and delivering sessions
 This helped me build self-confidence, self-reliance, self-esteem and self-worth

Partners
 Nottingham City Homes
 Nottingham City Council
 Sport England
 Gallop
 etta
 VMCA



Basford & Bestwood Committee – 25 February 2015

Title of paper:	Area 2 Jobs Plan	
Director(s)/ Corporate Director(s):	Chris Henning Director of Economic Development	Wards affected: Basford & Bestwood
Report author(s) and contact details:	Danny Goodwin - Employment and Skills Officer 0115 8765892 – danny.goodwin@nottinghamcity.gov.uk Nick Parr - Community & Education Manager, Right Track Social Enterprise 01159 200300 - nick@rtse.co.uk	
Other colleagues who have provided input:		
Date of consultation with Portfolio Holder(s) (if relevant)		
Relevant Council Plan Strategic Priority:		
Cutting unemployment by a quarter		<input checked="" type="checkbox"/>
Cut crime and anti-social behaviour		<input type="checkbox"/>
Ensure more school leavers get a job, training or further education than any other City		<input type="checkbox"/>
Your neighbourhood as clean as the City Centre		<input type="checkbox"/>
Help keep your energy bills down		<input type="checkbox"/>
Good access to public transport		<input type="checkbox"/>
Nottingham has a good mix of housing		<input type="checkbox"/>
Nottingham is a good place to do business, invest and create jobs		<input checked="" type="checkbox"/>
Nottingham offers a wide range of leisure activities, parks and sporting events		<input type="checkbox"/>
Support early intervention activities		<input type="checkbox"/>
Deliver effective, value for money services to our citizens		<input type="checkbox"/>
Summary of issues (including benefits to citizens/service users):		
Right Track in partnership with the Employment & Skills Team at NCC have produced the Jobs Plan. Right Track who through their role as the voluntary sector Lead Organisation in the area as appointed by the Council will implement the actions in the plan. The plan will be updated with activity by community groups who contribute towards reducing unemployment in the wards.		
Recommendation(s):		
1	Note the actions in the plan and agree to a six monthly update by Right Track and NCC Employment and Skills Team.	

1. REASONS FOR RECOMMENDATIONS

Nottingham City Council is committed to reducing unemployment in communities. Right Track are being funded to co-ordinate employment and skills activity in the area and to

reduce duplication and capacity build smaller organisations to increase the availability of employment support in the area.

2. BACKGROUND (INCLUDING OUTCOMES OF CONSULTATION)

Right Track has been funded to co-ordinate Employment and Skills activity in the Basford & Bestwood Wards. They are expected to appoint the necessary staffing to: engage with local communities, develop Community Jobs Plans, support recruitment to job opportunities and pre recruitment training, work with partners to develop and deliver bespoke provision relevant to priority groups for that area and work with programme providers to engage/develop local solutions for their client group.

It is anticipated that Right Track will work with other community organisations in the area to avoid unnecessary duplication and ensure best use of funding. Right Track will also be required to operate as part of a connected team of providers linked to the employer hub, to ensure co-ordination, monitoring of performance and quality.

Right Track will:

- Undertake the co-ordination and facilitation of delivery of action plans ensuring that barriers to employment within neighbourhoods are removed and consequently have a direct impact by reducing out of work benefit dependency rates at a local level, with particular emphasis on the Youth Contract.
- Develop with partners, a neighbourhood employment strategy which will be led by the Employment and Skills Officers, i.e. a local jobs plan, embedded within ward actions plans for each ward within the area to be agreed by Area Committee.
- Be actively involved with local schools and supporting the employability for schools agenda
- Be actively involved with local councillors, Area Neighbourhood Committees, and the Neighbourhood Action Teams

3. OTHER OPTIONS CONSIDERED IN MAKING RECOMMENDATIONS

Not to report on progress of the Jobs Plan. This was dismissed as reducing unemployment is one of the key priorities of the council.

4. FINANCIAL IMPLICATIONS (INCLUDING VALUE FOR MONEY/VAT)

None

5. RISK MANAGEMENT ISSUES (INCLUDING LEGAL IMPLICATIONS AND CRIME AND DISORDER ACT IMPLICATIONS)

None

6. EQUALITY IMPACT ASSESSMENT

- Has the equality impact been assessed?
Not needed (report does not contain proposals or financial decisions) x
No
Yes – Equality Impact Assessment attached

Due regard should be given to the equality implications identified in the EIA.

7. **LIST OF BACKGROUND PAPERS OTHER THAN PUBLISHED WORKS OR THOSE DISCLOSING CONFIDENTIAL OR EXEMPT INFORMATION**

None

8. **PUBLISHED DOCUMENTS REFERRED TO IN COMPILING THIS REPORT**

None

This page is intentionally left blank

Area 2 Jobs Plan

Lead Organisation: Right Track – Nick Parr
Employment & Skills Officer: Danny Goodwin

Priorities 2014/15

- 1 Reduction in youth unemployment
- 2 Reduction in long term unemployment
- 3 Increase profile of E&S provision in Area 1&2
- 4 Increase Employer Engagement enabling more opportunity
- 5 Incorporate financial inclusion debt and benefit advice in provision
- 6 Deliver programme of community recruitment and information events
- 7 Delivery of Community Coordination activity
- 8 Support ESA claimants who are able to work to find suitable employment

Background:

These priorities were identified from four main sources:

- Statistical data provided by Nottingham City Council analysis of benefit data in Area 1 &2
- Right Track Needs analysis 2014
- Insight and local knowledge from Area 1 & 2 Neighbourhood Development Officers
- Youth contract community coordination responsibilities.

Key figures (based on priorities)

Ward	JSA claimants (all), % of population		JSA 18-24 % of age group		JSA +50s %of age group		Long term JSA (6months+) % of claimants		ESA claimants % of population (May 14)	
Bulwell	655	<u>6.5%</u>	185	<u>9.4%</u>	105	<u>3.9%</u>	365	<u>56%</u>	1,210	<u>12%</u>
Bestwood	630	<u>5.9%</u>	155	<u>7.2%</u>	120	<u>4.7%</u>	355	<u>56%</u>	1,120	<u>10%</u>
Basford	470	<u>4.4%</u>	130	<u>6.1%</u>	85	3.3%	255	<u>54%</u>	915	<u>8.5%</u>
Bulwell Forest	295	3.5%	80	<u>5.5%</u>	55	2%	150	<u>51%</u>	665	<u>7.8%</u>
City	9,165	4.2%	2,305	3.3%	1,550	3.6%	4,700	51%	16,560	7.6%
England	703,700	2%	168,005	2.7%	140,550	1.5%	314,815	45%	2,032,230	5.9%

Source: Nomis November 2014

JSA – Job Seekers Allowance

ESA – Employment Support Allowance

Area 2 Jobs Plan

	Lead Partner	Additional Partners	Funding	Updates																																																	
Priority 1. Reduction in youth unemployment																																																					
1.1 Successful delivery of Youth Contract	Right Track	ESO & YDS, Bestwood Patnership, Bestwood Estate Community Centre, Mellish Sports Centre, Vision of Health & CHE Barbers	<u>Area 1</u> £114,000 DWP <u>Area 2</u> £114,000 DWP	Targeted Outcomes <u>Area 1</u> 48 into work 84 into training <u>Area 2</u> 49 into work 85 into training <table border="1" style="width: 100%; border-collapse: collapse; text-align: center;"> <thead> <tr style="background-color: #cccccc;"> <th></th> <th colspan="2">Futures</th> <th colspan="2">RTSE</th> <th colspan="2">Combined</th> </tr> <tr style="background-color: #cccccc;"> <th>Area</th> <th>1</th> <th>2</th> <th>1</th> <th>2</th> <th>1</th> <th>2</th> </tr> </thead> <tbody> <tr> <td>Ref</td> <td>74</td> <td>64</td> <td>33</td> <td>17</td> <td>74</td> <td>64</td> </tr> <tr> <td>Self Ref</td> <td>2</td> <td>3</td> <td>8</td> <td>4</td> <td>10</td> <td>7</td> </tr> <tr> <td>Starts</td> <td>23</td> <td>16</td> <td>33</td> <td>18</td> <td>56</td> <td>34</td> </tr> <tr> <td>Leavers</td> <td>12</td> <td>10</td> <td>11</td> <td>4</td> <td>22</td> <td>14</td> </tr> <tr> <td>Number into Work</td> <td>8</td> <td>5</td> <td>3</td> <td>2</td> <td>11</td> <td>7</td> </tr> </tbody> </table> <p>We are working with Futures with a combined approach where we all work together to improve outcomes. This involves weekly caseload management meetings and a pooling of resource to increase opportunity for our learners.</p> <p>The target is 40% into sustainable employment, currently we have as a combined approach achieved 50% moving into a job of those leaving the programme.</p> <p>RTSE have put together an outreach and engagement strategy to engage self-referrals onto the project. Involved in this is going out into the community to promote the provision and link into local groups to offer provision as sign posting. Referral Incentive of £50 per referral per Community group</p>		Futures		RTSE		Combined		Area	1	2	1	2	1	2	Ref	74	64	33	17	74	64	Self Ref	2	3	8	4	10	7	Starts	23	16	33	18	56	34	Leavers	12	10	11	4	22	14	Number into Work	8	5	3	2	11	7
	Futures		RTSE		Combined																																																
Area	1	2	1	2	1	2																																															
Ref	74	64	33	17	74	64																																															
Self Ref	2	3	8	4	10	7																																															
Starts	23	16	33	18	56	34																																															
Leavers	12	10	11	4	22	14																																															
Number into Work	8	5	3	2	11	7																																															

Area 2 Jobs Plan

	Lead Partner	Additional Partners	Funding	Updates
				RTSE & Futures to contact the failed to attend both the DWP Work group sessions and futures referrals.
1.2 Increase 18-24 Referrals to NJF and Nottingham Jobs Hub	Right Track	ESO, YDS Area 1& 2 consortium & additional partners	YC	<p>Ensure all vacancies & opportunities are available to the community, this is through Job Clubs, marketing and through our community links</p> <p>Within our fortnightly meeting with Danny, he will update on up and coming opportunities and learners can be sign posted directly, this is also communicated via regular email update.</p>
1.3 Increasing 18-24 opportunities into work with local employers	Right Track			<p>We currently offer Apprenticeships, Traineeships, SBWA's and other short courses which support young people into employment.</p> <p>We have developed a Roofing Academy which is now up and running this delivers construction based qualifications and apprenticeships.</p> <p>We run quarterly Traineeship programmes</p> <p>We run regular SBWA, from February we will be running a monthly care course for Comfort Care, we also have links with numerous local employers for example Nando's who we will be delivering SBWA's for all their recruitment across Nottingham.</p> <p>Through our delivery of SBWA's in October through to December we achieved 45% of people progressing into work, this put 26 people into work.</p> <p>Nando's following the success of the Nottingham recruitment drive have used our services in Derby and Leicester.</p> <p>In addition to our Roofing Academy we have planned development in Lock Smiths and Barbering Academies enabling the creation of local entry level jobs.</p>

Area 2 Jobs Plan

	Lead Partner	Additional Partners	Funding	Updates
Priority 2. Reduction in long term unemployment				
2.1 Specific activity to support 50+	Right Track			<p>Work with partners, Bestwood Directions to offer support through our Job Clubs where they will also be able to gain valuable advice about employment</p> <p>Linked into local Work Programme Providers to open access to our training courses.</p>
2.2 Delivery of work clubs across area and including a network of digital inclusion work clubs	Right Track	Consortium	<p><u>Area 1</u> DI funding £21,428</p> <p><u>Area 2</u> DI funding £21,428</p>	<p>We deliver 3 job clubs/careers advice. 1 is held at RTSE, 1 currently from Mellish Sports Centre and 1 running from Bestwood Estate Community Centre.</p> <p>Each Job club is delivered by a tutor.</p> <p>We have in place 2 mobile IT suites which have a bank of 10 Laptops and accompanying printers</p>
Priority 3: Increase profile of E&S provision in Area 1 & 2				
3.1 Promote E&S activities across area and generic offerings from range of providers inc work clubs, surgeries, accessible training	Right Track	NCC/Bestwood Directions		<p>Work with supporting agencies in Area and provide information so they can signpost to E&S activity. These supporting agencies are NDO's, Bestwood Directions, Police and Probation and Mellish Sports Centre and any future agencies we will work with.</p> <p>We promote this through our Website, local community meetings, partnership meetings and our own marketing.</p>
Priority 4: Increase Employer Engagement enabling more opportunity				
4.1 Increase opportunity within local employers	Right Track			<p>We offer skills support to the employed, this enables us to upskill workers currently employed, opening new opportunities as it improves the skill base of the employer.</p>

Area 2 Jobs Plan

	Lead Partner	Additional Partners	Funding	Updates
				<p>We are working with over 25 local employers delivering apprenticeships and SSW</p> <p>Together with Groundworks we will be developing improved employer relations across the North, the first part has already been agreed with LEP's Better for Business initiative, this provides support growth and development in local business leading to the creation of jobs.</p> <p>Linking with NVB Enterprise in Nottingham to create start up businesses.</p>
Priority 5: Incorporate financial Inclusion, benefit and debt advice in activity				
5.1 Build links to Advice providers in Area for mutual signposting and joint activity	RT & ESO	Bestwood Directions		Developing networks to identify the support in area that is in place
5.2 Financial inclusion to be essential element of youth contract delivery and all IAG	RTSE			<p>We offer support and sign posting to better improve the understanding of in work financial commitments such as rent, rates, shopping etc</p> <p>Embedded within our own delivery we look at budgeting, banking and financial awareness</p>
Priority 7: Deliver programme of community recruitment and information events				
7.1 Employer Hub recruitment events around key sectors e.g Care Road shows	RT & ESO	Jobs Hub		<p>We ran an event held in December at Riverside, planned in:</p> <ul style="list-style-type: none"> • January citywide Jobs Fair • February, March & April local events to be developed • March North Jobs Fair at Riverside • Summer events in planning stage

Area 2 Jobs Plan

	Lead Partner	Additional Partners	Funding	Updates
7.2 Preparation activities for major recruitment drives, e.g ASDA magic application support and in lead up to City jobs fair in	RTSE	Nando's, Asda & Comfort Care		<p>We deliver SBWA for:</p> <ul style="list-style-type: none"> • Nandos • Monthly Care Sector SBWA • Asda <p>We are always working with NCC and local employers to find solutions to recruitment.</p>
Priority 8: Deliver Community Coordination Strategy				
6.1 Engage with local schools to support the employability in schools agenda	Right Track			<p>We currently attend Assemblies and are engaging with schools to improve employability, this is a pilot approach for which we are seeking support from schools.</p> <p>In the summer we ran an Enterprise project for 70 students at Bulwell Academy where they got to look at starting their own business.</p>
6.2 Promote the Nottingham Jobs Pledge to local employers	Right Track	ESO		This is promoted through our employer engagement with employers through placement and apprenticeships
6.3 Engage with work programme providers to explore local activity solutions	Right Track	ESO		We link directly into Avanta, 4e and Framework to offer our employability provision to learners.
6.4 Improving Community cohesion	RTSE	NCC/ESO/NDO's/Bestwood Directions		<p>We are developing 3 forums to run quarterly, these will be focused in improving cohesion and communication across the area:</p> <ul style="list-style-type: none"> • Community – Together with NDO's we have held our first meeting where we look at the support available to Community Associations and how we can best support future sustainability • Youth – Together with Jean Case we are developing a group where we can identify provision across the area and have in one place all activity to enable improved planning, this will also directly develop area Youth Forums ran by young people where we can support further funding opportunities • Lifelong Learning – this was previously started and we will now

Area 2 Jobs Plan

	Lead Partner	Additional Partners	Funding	Updates
				be leading this, here we pull together all providers across the area to look at what is available to our residents and will improve cohesion and communication and increased signposting
Priority 8: Support ESA claimants who are able to work to find suitable employment				
8.1 Initial information gathering around ESA in area, provision and barriers	Public Health & ESO			A Health & Work ESA Workshop was held last year to explore improving links between Public Health and Employment, with the Health & Work Strategy bringing this together. Since then the Core Cities Health & Wellbeing Sub-Group has picked this agenda up and a joint meeting is to be held in Spring 2015.

This page is intentionally left blank

Basford and Bestwood Area Committee – 25 February 2015

Police update: Quarter 3 – October to December 2014

Basford Ward

During the third quarter Basford Ward has seen an increase in crime compared to the second quarter in overall crime.

During this reporting period dwelling house burglary and burglary other (shed burglaries) have increased compared to last year, with the Whitemoor and Stockhill beat areas having the largest increases. During this period we have undertaken specific operations utilising various police resources and tactics. As a result we are now seeing a significant decrease in these types of crimes, and positive feedback from the community. We have made several positive arrests with persons charged with offences and persons being recalled back to prison.

During this period we have seen a slight increase in theft from motor vehicles, particularly overnight from vans, with power tools being stolen.

Violence related crime continues to be the highest volume crime type for the area. Positive work is now being undertaken jointly with local schools in the future with the Family Community Teams to try and prevent and assist victims of this type of crime.

Robbery and criminal damage offences saw slight increases, whilst theft related offences overall decreased.

Anti-Social Behaviour during this period, compared to last year has increased. During this period the local Neighbourhood Police Teams and Community Protection Teams have provided a locality based response to ASB. From January onwards we will be reverting back to a local Area 2 response to ASB demands provided by local officers.

During this period the NPT have undertaken some excellent work in response to local intelligence and executed several Misuse of Drugs Act warrants in the area. The local NPT have also remanded in custody a male for abusing the 999 telephone system.

The Community Priority of ASB at Millennium Court and Oakleigh Estate has seen increased police presence and work with the local housing provider to reduce the issues. Several local young persons have been warned reference their behaviour.

Bestwood Ward

During this period overall crime has increased, this is predominantly due to an increase in criminal damage, theft and violence related offences.

Overall, Serious Acquisitive Crime – burglary, robbery and vehicle crime, reduced during this period compared to both the previous quarter and the same period last year.

Shop theft at Co-op, Arnold Road, increased significantly during this period; this was as a result of two individuals who had moved to the area targeting the shop. These persons have now been identified and charged with the majority of the offences, subsequently the shop theft has decreased.

Late November, early December, we had a significant increase in ‘mindless’ criminal damage offences in the Arnold Road, Arnside Road and Torbay Crescent area. In response we have increased patrols and gained local confidence to identify potential suspects who will be spoken with in due course by the police and partner agencies.

Anti-Social Behaviour during this period, compared to last year has increased. During this period the local Neighbourhood Police Teams and Community Protection Teams have provided a locality based response to ASB. From January onwards we will be reverting back to a local Area 2 response to ASB demands provided by local officers.

During this period the Community Priority changed to Kyle View and surrounding areas for ASB and drug related offences. We have further executed a number of search warrants and undertaken a day of positive action in the area. We continue to work with partner agencies to maximise both preventative and enforcement opportunities and this is seeing a visible decrease in ASB in the area.

NCH update report



Time:

Date: 26 February 2015

Presented by: Lynn Standen

	Item	Executive Summary / Key Points	For information or decision
<p>1</p> <p>Page 39</p>	<p>Capital Programme & major works</p>	<p>Decent Homes Progressing well to end of financial year.</p> <p>Door replacement programme All wooden doors will be replaced during financial year 2015-18 subject to access.</p> <p>Slate Roof Replacement Programme continues to end of March 2015.</p> <p>Equalities Act Work The Equalities Act 2010 works covers the following works to 60 Independent Living Schemes throughout the City</p> <ul style="list-style-type: none"> • Kitchen Refits to allow for a range of access and use requirements • WC refits to allow for a range of use access requirements • External Access Ramps • Laundry adaptations to taps and machinery heights • High contrast signage throughout independent living schemes • Communal doors, access and thresholds • Car parking surfaces and marking <p>Area 2</p>	<p>Information</p>

		<ul style="list-style-type: none"> • Cadlan Court, Top Valley • Valley Farm Court, Top Valley • Carnforth Court, Bestwood Park 	<p>Works are ongoing</p> <p>Works are ongoing</p> <p>Works are ongoing</p>	
2	Area Regeneration and Environmental Issues	<p>Planned fencing & guttering programme for area two through 2014-15 Basford - April/July/October/January Bestwood – May/August/November/February</p> <p>Infill developments on Trinstead Way to be built by NCH. Demolition of site required first. Anticipated start is Spring 2015</p>		Decision
3	Key messages from the Tenant and Leasehold Congress	<p>The TLC has been in place for approximately 12 months now. Reforming TLC was part of the overarching NCH Involvement restructure and through successful partnership working with the City Council, there is now a recognised TLC / NCH tenant voice at 'area' level.</p> <p>TLC have influenced and shaped many key developments over this period e.g. customer priorities and budget setting e.g. rent setting for 2015/16 and the Responsible Tenant Reward Scheme; the Repairs Agreement; Cash Collection arrangements; the 'Tenant Fun day' - September 2014; NCH Corporate Plan 2015+.</p> <p>TLC have also supported all Customer Excellence Panel Service Reviews and approved the Service Review Plan for 2014/15.</p> <p>TLC has also received key information on Customer Panel activity (Equality, Communications, Customer Excellence and Complaints), Community information and activities; NCH Board and Board sub-committees through joint meetings; regular updates from Performance and Service Improvement Committee (PSIC) via TLC nominated representative; NCH Four Star Promises; Social Housing Equality Framework; Anti-Social Behaviour – new powers and tools and major new projects e.g. 'City of Football' programme, Fit in the Community etc.</p>		X

		TLC is currently in the process of reviewing its practices for the future	
4	Tenant and Residents Associations updates	<p>SALTAR</p> <ul style="list-style-type: none"> • Currently working with NCC Parks and open spaces on a Bid for the play area and Pavilion and developing the old bowling green into more usable space in the local park. <p>Rosegay</p> <ul style="list-style-type: none"> • The TRA ave been successful in securing EEM funding to hire pitches for the young people football programme which will start in April 2015. • Working with the police to discourage underage drinkers and to resolve parking issues outside the school and in surrounding areas during drop off and pick up times <p>Top Valley TRA</p> <ul style="list-style-type: none"> • The TRA have been working closely with local councillors to install a new footpath through the grassed area at Chichester close and monitoring usage, planting of apple trees and improvements to the footpath in Southglade park and working with relevant service areas to improve street lighting, fly tipping and 	X
5	Area Performance Figures	See details below	X
6	Good news stories & positive publicity	<p>Official opening of Bestwood Office- attended by local councillors, local contractors and architects and the Chief Executive, took place on December 2nd. Nick Murphy welcomed everyone to the event and then handed over to Councillor Grocock.</p> <p>In true Christmas spirit, carols were sung by children from Southglade primary school and they assisted with the 'xmas light switch on' for the tree in the reception area.</p> <p>Community events</p> <p>Christmas events in Bestwood Community were attended by NCH staff; an additional light switch was attended and a party took place at Bestwood Church.</p>	X

Staff also supported an open day event regarding Domestic Violence at the Southglade access centre

Raymede Drive fencing improvements

The scheme at Raymede Drive in Bestwood is part of on-going Nottingham City Homes' Decent Neighborhood's project, which aims to improve and regenerate outdoor areas in the city's estates.

Both NCH properties and those privately owned will have new fences. Tenants and residents have been fully consulted about the proposals. Funding for the improvements has come from NCH and also Nottingham City Council's area grants through local Councillor's.

Work is expected to take around 12 weeks to complete, with even-numbered properties now completed and odd-numbered homes to be done in the new year.

The work is being done by local company Rushcliffe Fencing, who are also working with local social enterprise BEST Build on the scheme.









Environmental Improvements at **Fenton Court** in Heathfield including installation of high double leaf gates and bow top railings should be completed in April 2015.

The installation of railings around the community amenity at **Broad Walk** in Stockhill was completed in December and the communal gates at Violet Close was completed on 26 January 2015.









Area report - Bestwood & Basford

Generated on: 21 January 2015





AC2-1 Anti-social behaviour

Performance indicator and definition	Target	2014/15			2013/14	2012/13	Latest Note
		Value	Status	Long Trend	Value	Value	
% of ASB cases resolved – Bestwood <i>Note: This PI measures the proportion of ASB cases NCH has successfully resolved. Data for this PI is not available by ward and is reported by Housing Office.</i>	97.8%	100%			99.3%	98.08%	Performance exceeds target. This is reflective of our commitment to a customer focused ASB service and effective partnership working
% of ASB cases resolved by first intervention – Bestwood <i>Note: This PI monitors how many ASB cases NCH resolved on the first intervention e.g. written warning. Data for this indicator is not available by ward and is reported by Housing Office</i>	84%	86.67%			88.28%	79.56%	Due to a problem with the software used to report performance on anti-social behaviour, data for quarter two is available for July 2014 only. In July 2014 three cases were not resolved by 1st intervention. One case being complex and protracted in nature, where ASB persisted despite early intervention; the case resulted in an outright possession order and eviction. For the remaining two cases, an error in recording was identified and steps have been taken to ensure Housing Patch Managers understand the definition of 1st intervention and how to apply the definition.
Number of new ASB cases – Bestwood <i>Note: Data for this PI is only available by Housing Office.</i>		116			130	138	Year to date there has been a decrease in the number of new ASB cases (49) when compared to 2013/14 (69).
Tenant satisfaction with the ASB service - Bestwood <i>Note: Data for this PI is only available by Housing Office.</i>	8.0	7.9			5.6	7.1	Data relates to customer satisfaction returns for July 2014. Two surveys out of 5 were returned. The steps taken to improve ASB customer satisfaction include: Increased focus on ASB case supervision focusing on victim care, quality of the case action plan and frequency of victim contact. The ASB customer satisfaction survey is currently conducted by a postal survey. Work is underway to change the survey method to a telephone survey, it is envisaged this will improve the survey response rate and quality of service feedback.







AC2-2 Repairs

Performance indicator and definition	Target	2014/15			2013/14	2012/13	Latest Note
		Value	Status	Long Trend	Value	Value	
% of repairs completed in target – AC - Bestwood & Basford <i>Note: This PI monitors the proportion of repairs being completed within agreed timescales.</i>	96%	98.38%			97.42%	93.96%	
% of repairs completed in target – Basford Ward <i>Note: This PI monitors the proportion of repairs being completed within agreed timescales.</i>	96%	98.21%			97.38%	92.68%	
% of repairs completed in target – Bestwood Ward <i>Note: This PI monitors the proportion of repairs being completed within agreed timescales.</i>	96%	98.47%			97.45%	94.64%	
Tenant satisfaction with the repairs service <i>Note: Data for this PI is only available citywide</i>	9	8.91			8.78	8.64	Whilst slightly short of the Corporate Plan target of 9, year-to-date performance of 8.91 in 2014/15 is higher than all previous annual outturns and the most recent in-month score of 9.23 is the highest tenant satisfaction rating we have ever received. We call all customers who have rated us lower than 5/10 to discuss the specifics of their dissatisfaction and use this feedback to deliver improvements to the repairs service. Satisfaction survey results are discussed at team meetings, highlighting both good and bad feedback and challenging staff that are not following processes.







AC2-3 Rent Collection

Performance indicator and definition	Target	2014/15			2013/14	2012/13	Latest Note
		Value	Status	Long Trend	Value	Value	
<p>% of rent collected</p> <p><i>Note: This PI measures the amount of rent collected (including tenant arrears) as a percentage of rent due for the current year. Data for this indicator is not available by ward and is reported city wide.</i></p> <p><i>Trend shows as improving if value is over 100% as arrears are decreasing.</i></p>	100%	101.57%			100.02%	100.21%	<p>The collection rate is above target at 101.57%, an improvement on the figure at the end of quarter two which was 99.87%. In November a £100 credit was applied to the accounts of qualifying tenants under the Responsible Tenant Reward Scheme. This had a beneficial effect on rent arrears and collection performance.</p> <p>A revised Service Level Agreement is being finalised between NCH and Nottingham Revenue and Benefits Ltd - the new company formed to deal with Housing Benefit claims on behalf of the City Council. This is designed to improve the relationship between the two organisations and ensure that targets set for processing of claims etc will be monitored and met. This is expected to have a positive effect on our rent arrears and collection performance.</p> <p>Measures being taken to ensure a continued high level of collection will include weekend working by the team from the end of January. We will also start a campaign to contact all customers who currently pay at local housing offices (where the cash payment facility will close) to offer support with alternative payment methods and to sign as many as possible up for Direct Debit.</p>
<p>% of tenancies ending due to eviction</p> <p><i>Note: This PI monitors the percentage of tenants being evicted due to rent arrears and is reported citywide.</i></p>	0.75%	0.63%			0.74%	0.55%	<p>This performance indicator is of particular importance to the team as we are committed to sustaining as many tenancies as possible and have measures in place to support tenants in arrears. The Tenancy Sustainment Team receive referrals from Rent Account Managers relating to tenants who require additional support. The Team supports such tenants to manage their finances more effectively with the aim of maintaining their tenancy and avoiding eviction. We have evicted 167 tenants in the last 12 months, this compares to 187 at the same point last year. We will work to ensure that this downward trend continues.</p>







AC2-4a Empty properties - Average relet time

Performance indicator and definition	Target	2014/15			2013/14	2012/13	Latest Note
		Value	Status	Long Trend	Value	Value	
<p>Average void re-let time (calendar days) – AC - Bestwood & Basford</p> <p><i>Note: This PI measures how long it takes NCH to re-let empty properties from the end of the old tenancy to the start of the new tenancy</i></p>	25	29.72			35.93	43.77	<p>Void performance summary: There are currently 43 empty properties in the Area Committee 2 area. The average time to relet properties in the Area Committee 2 area is 31 days. There have been 241 new lettings this year. The city wide time to let empty properties is 31. Our voids processes have recently undergone a review. In the long term this should result in an improvement in performance. There are still some long term/hard to let properties in the system which have an adverse effect on performance. The longest a property has been empty in this area is 78 weeks. Our lettings teams are working hard to find appropriate tenants for this property and others in the area</p>
<p>Average void re-let time (calendar days) – Basford Ward</p> <p><i>Note: This PI measures how long it takes NCH to re-let empty properties from the end of the old tenancy to the start of the new tenancy</i></p>	25	26.06			24.23	70.61	<p>Void performance summary: There are currently 11 empty properties in the Basford ward area. The average time to relet properties in the Basford ward area is 31 days. There have been 52 new lettings this year. The city wide time to let empty properties is 31. Our voids processes have recently undergone a review. In the long term this should result in an improvement in performance. There are still some long term/hard to let properties in the system which have an adverse effect on performance. The longest a property has been empty in this area is 14 weeks. Our lettings teams are working hard to find appropriate tenants for this property and others in the area</p>
<p>Average void re-let time (calendar days) – Bestwood Ward</p> <p><i>Note: This PI measures how long it takes NCH to re-let empty properties from the end of the old tenancy to the start of the new tenancy</i></p>	25	30.82			39.46	34.42	<p>Void performance summary: There are currently 31 empty properties in the Bestwood ward area. The average time to relet properties in the Bestwood ward area is 32 days. There have been 174 new lettings this year. The city wide time to let empty properties is 31. Our voids processes have recently undergone a review. In the long term this should result in an improvement in performance. There are still some long term/hard to let properties in the system which have an adverse effect on performance. The longest a property has been empty in this area is 78 weeks. Our lettings teams are working hard to find appropriate tenants for this property and others in the area</p>







AC2-4b Empty properties - Lettable voids

Performance indicator and definition	Target	2014/15			2013/14	2012/13	Latest Note
		Value	Status	Long Trend	Value	Value	
Number of lettable voids – AC - Bestwood & Basford <i>Note: Lettable voids are empty properties available for re-letting. They will receive repair work and then be re-let to a new tenant.</i>		42			41	46	
Number of lettable voids – Basford Ward <i>Note: Lettable voids are empty properties available for re-letting. They will receive repair work and then be re-let to a new tenant.</i>		11			5	11	
Number of lettable voids – Bestwood Ward <i>Note: Lettable voids are empty properties available for re-letting. They will receive repair work and then be re-let to a new tenant.</i>		31			36	35	

AC2-4c Empty properties - Decommissioning

Performance indicator and definition	Target	2014/15			2013/14	2012/13	Latest Note
		Value	Status	Long Trend	Value	Value	
<p>Number of empty properties awaiting decommission – AC - Bestwood & Basford</p> <p>Note: This PI shows the number of empty properties which will not be re-let and includes those being decommissioned and / or demolished.</p>		1			7	4	
<p>Number of empty properties awaiting decommission – Basford Ward</p> <p>Note: This PI shows the number of empty properties which will not be re-let and includes those being decommissioned and / or demolished.</p>		1			2	3	
<p>Number of empty properties awaiting decommission – Bestwood Ward</p> <p>Note: This PI shows the number of empty properties which will not be re-let and includes those being decommissioned and / or demolished.</p>		0			5	1	

AC2-5 Tenancy sustainment

Performance indicator and definition	Target	2014/15			2013/14	2012/13	Latest Note
		Value	Status	Long Trend	Value	Value	
Percentage of new tenancies sustained - AC - Bestwood & Basford <i>Note: This PI measures the number of new tenants who are still in their tenancy 12 months later.</i>	93.5%	94.43%			92%	94.55%	
Percentage of new tenancies sustained - Basford Ward <i>Note: This PI measures the number of new tenants who are still in their tenancy 12 months later.</i>	93.5%	96.12%			95.79%	97.2%	
Percentage of new tenancies sustained - Bestwood Ward <i>Note: This PI measures the number of new tenants who are still in their tenancy 12 months later.</i>	93.5%	93.8%			90.59%	93.46%	

AREA 2 COMMITTEE - 25 FEBRUARY 2015

Title of paper:	WARD PERFORMANCE REPORTS - Quarter 3 - October – December 2014	
Director(s)/ Corporate Director(s):	Andy Vaughan, Director of Neighbourhood Services	Wards affected: Basford and Bestwood
Report author(s) and contact details:	Heidi May, Locality Manager heidi.may@nottinghamcity.gov.uk 0115 8833737 Gursharan Singh Nijran – NDO, Basford gursharan.nijran@nottinghamcity.gov.uk 0115 8833734 Dale Griffin – NDO, Bestwood dale.griffin@nottinghamcity.gov.uk 0115 8833736	
Other colleagues who have provided input:	Dave Halstead, Head of City Services dave.halstead@nottinghamcity.gov.uk Leslie Marriott, Crime and Drugs Partnership Analyst leslie.marriott@nottinghamcity.gov.uk	
Date of consultation with Portfolio Holder(s) (if relevant)	Not relevant	
Relevant Council Plan Strategic Priority:		
Cutting unemployment by a quarter		<input checked="" type="checkbox"/>
Cut crime and anti-social behaviour		<input checked="" type="checkbox"/>
Ensure more school leavers get a job, training or further education than any other City		<input checked="" type="checkbox"/>
Your neighbourhood as clean as the City Centre		<input checked="" type="checkbox"/>
Help keep your energy bills down		<input checked="" type="checkbox"/>
Good access to public transport		<input checked="" type="checkbox"/>
Nottingham has a good mix of housing		<input checked="" type="checkbox"/>
Nottingham is a good place to do business, invest and create jobs		<input checked="" type="checkbox"/>
Nottingham offers a wide range of leisure activities, parks and sporting events		<input checked="" type="checkbox"/>
Support early intervention activities		<input checked="" type="checkbox"/>
Deliver effective, value for money services to our citizens		<input checked="" type="checkbox"/>
Summary of issues (including benefits to citizens/service users):		
<p>The ward performance reports provide updates on key issues and themes which link back to local priorities and the strategic themes in the Nottingham Plan 2020. The reports provide summary updates on the following key themes:</p> <ul style="list-style-type: none"> • Ward priorities • Community engagement • Finance • Safer theme - Crime and anti social behaviour (ASB) • Neighbourhood theme – Cleansing and Environmental issues • Working theme - Unemployment rates • Housing • Community Protection • Fire • Health Theme – local health priorities 		
CDP Board Priority Tasking Update		

Area Committee will be aware that The Crime and Disorder Act 1998 established a statutory duty on agencies to work together to reduce crime and disorder, this was accommodated through the establishment of Community Safety Partnerships (CSPs). In Nottingham the Crime & Drugs Partnership is the city CSP.

Nottingham has employed several methods since 2005 to deliver partnership problem solving and tasking. In December 2014 the Partnership Board agreed to dissolve Locality Boards and move to a citywide model to deliver interventions focused on people, places and premises and the priorities set out in the Partnership Plan.

The purpose of the CDP Board Priority Tasking is to take an intelligence led and collaborative approach to identify effective interventions to reduce crime, re-offending and anti-social behaviour by focusing on people, places, premises and the priorities set out in the Partnership Plan. The Group will also serve an important function as a forum into which any partner agency can escalate intractable issues and seek help in solving those problems through a partnership problem solving approach.

The following is a brief summary by the respective Ward Neighbourhood Development Officers highlighting key issues:

WARD: BASFORD, (Park Lane, Stockhill and Whitemoor Beats) Neighbourhood Development Officer, Gursharan Singh Nijran

Key Successes

During this quarter (October - December 2014) there have been a number of successes including:

- Henry Mellish Sports Centre now being managed by CBF(Highbury) Gym. Numbers and bookings are up with a number of improvements to the centre already complete.
- Covert action against dog fouling operations and ASB. ASB van on regular patrols in Basford.
- Consultation on the Vernon Road section of the River Leen Cycle Route commenced.
- Consultations on the Heathfield Road parking problems completed.
- Community engagement through the local TRA's and community centres
- MyBasford Facebook page continues to grow with internal departments adding regular updates. This can be viewed at www.facebook.com/mybasford
- Nottinghamshire Police launched Basfordcops on Twitter in May. This can be viewed at <https://mobile.twitter.com/BasfordCops>
- Consultations around bringing the Toton Close waste ground back into use by local residents for allotments completed with a clean up of the site scheduled for February.
- Unemployment has seen a 19% reduction.
- Improving the visual impact of our neighbourhoods, open spaces and highways remain a high priority. A number of schemes are being developed.

What are the emerging issues?

- Dwelling burglaries have seen an increase on the year to date of 18%, although overall crime is at the same level as last year.
- Alleyways continue to be problem for the clean teams
- Budget savings – further savings requirement may lead to reduction in service

- Cuts and changes to youth provision

Events that have happened

- A number of community meetings and Christmas events have taken place over the last three months. The Henry Mellish Centre was re-launched under the management of CBF gymnasiums.
- Ward Forum in October.

Events Planned

- Budget Consultation in January
- Consultation meetings on a number of environmental schemes

What is the Neighbourhood Action Team (NAT) focussing its work on?

- Cleaning of alleyways
- Dwelling burglaries – increased patrols and house visits.
- Deliberate fires – This shows a big increase in this quarter, mainly due to offences in the
- Improving the environment and around the estates and a regular rota of anti dog fouling patrols around streets which continue to cause problems. A number of clean up events are being planned through the summer.
- Domestic Violence
- Deliberate fires
- Tidy gardens

The figures given below relate to the period October and December 2014 – see Appendix A for more detail. Data is taken from the December NAT report.

- **All Crime:** is down by 12% (37 offences) in quarter three compared to October-December 2013, and 4 offences down on the year to date.
- **All ASB:** was down by 19% (decrease of 27 calls) compared to the same period in the previous year, but up 8% for the year to date period.
- There are now 632 (8.6%) households in Basford signed up to the **ALERT** system, with many households signing up to get information via Twitter and Facebook.
- **Cleanliness Index:** The target set for the city centre is 86% and the Basford score for quarter three is 85%.
- **Graffiti Reports:** Show a reduction of three compared to the same period in the previous year.
- **Fly Tipping:** Shows a decrease of thirteen incidents in December compared to the same period in the previous year.
- **Fire:** Deliberate fires are up compared to the same period in the previous year.

WARD: Bestwood (Bestwood Estate, Bestwood Park and Top Valley Beats) Neighbourhood Development Officer - Dale Griffin

Key Successes

During this quarter (October to December 2014) there have been a number of successes including:

- Sorting Out Money Event (2nd October 2015) – a partnership event to identify the key financial needs of residents in Bestwood and to improve financial resilience. A subsequent working group has been set up to take forward a number of the recommendations.
- Targeted partnership approach to tackle ASB and crime in the Top Valley area including a Day of Action (15th October 2015).
- 170 families attended the Southglade Access Centre Halloween party.
- NCVS community volunteer awards (14th November) – one finalist from the Bestwood Ward.
- Domestic Violence White Ribbon event (27th November).
- Free dog micro-chipping event at Southglade Park resulted in a further 43 dogs being micro chipped (8th November).
- First domestic violence Freedom Programme delivered and completed in December. New rolling programme to commence in January 2015 which will have an instant offer of referral for victims from the Police.
- Further successful community run events by Leen Valley Community Centre and Bestwood Estate Community Centre.
- Councillor funded Ridge and William Olds Christmas events. At the Ridge event (18/12/14) 99 children and 28 parents attended, whilst the William Olds event (19/12/14) had 38 young people from the Bestwood and Basford areas.
- The Community Protection service gave out 12 fixed penalty notices (FPN) for littering and dog fouling, undertook 31 dog fouling operations, issued 6 letters before action (LBA) that are issued when a situation is severe enough to warrant the starting of a legal process.

What are the emerging issues?

- The total all crime for this period saw a 24% decrease (65 less crimes) compared to the previous year.
- ASB continued to reduce in this quarter compared to the previous year with a 28% reduction (28 less offences).
- Improving the visual appearance of neighbourhoods continues to be a priority. In the months of October and November Bestwood ward was just short of the neighbourhood target with a score of 85. Partners are looking to plan a targeted day of action in a problematic area.
- Criminal damage and arson offences continued to increase over the autumn months. A partnership approach resulted in the processing of offenders through the ASB process and also included referrals to the Fire Setters programme.

Events that have happened (October to December)

- Three local Councillor Ward Walks undertaken.
- Sorting Out Money Event – 2nd October
- Leader Listens – 6th October
- Day of action in the Top Valley Area – 15th October
- Leen Valley Community Centre – Halloween Event 25th October
- Free micro-chipping event for dogs on Southglade Park 11-3pm on 8th November
- Bestwood Christmas Lights – 27th November
- Bestwood Estate Community Centre Christmas Party – 15th December
- Leen Valley Christmas Lunch – 17th December
- Leen Valley Children's Party – 20th December

Events Planned

- Various ward walks
- Bestwood's Got Talent auditions – 17th February

- Bestwood's Got Talent final – 28th March

What is the Neighbourhood Action Team (NAT) focussing its work on?

The NAT will be continuing to focus its work upon:

- Improving the visual appearance of neighbourhoods
- Reducing crime and anti-social behaviour
- Supporting activity for young people.

The figures given below show some key statistical points from this quarter (see appendix A for more detail) Please note that Quarter 2 data is only available for Crime and ASB data:

- **Crime:** was down by 65 offences in quarter three compared to October to December 2013
- **ASB:** was down by 28 incidents in quarter three compared to October to December 2013

The figures below are acquired from the January 2015 (December data) NAT report:

- **Cleanliness Index:** score was at 85 in in the months of October and November. The target set for the city centre is 86
- **Graffiti Reports:** 4 more incidents in November (total 10) compared to the same period in the previous year.
- **Fly Tipping:** 52 incidents (decrease of 7) in November compared to the same period in the previous year.
- **Fire:** The volume of deliberate and secondary fires for YTD in December was 76 which was up 85% on the previous time of year. In December there was one incident recorded.

Recommendation(s):

1	Area Committee note and comment on the Ward Performance Reports for quarter 3 – 2014/15. Appendices A show the Ward summaries for both Bestwood and Basford wards. Appendices B and C show the ward priorities and community engagement for the Bestwood and Basford wards respectively.
----------	---

1. REASONS FOR RECOMMENDATIONS

- 1.1 Ward performance reports provide a descriptive and statistical picture of what is happening at a ward level and invite community representatives to comment, debate, challenge and identify how they can add value to improve their neighbourhoods.
- 1.2 Ward performance reports also monitor progress in the wards and act as a catalyst for debate about the key performance issues impacting upon the ward on a quarterly basis.

2. BACKGROUND (INCLUDING OUTCOMES OF CONSULTATION)

- 2.1 Neighbourhood Working has been important for a number of years in Nottingham as a means of engaging better with citizens and to drive forward service improvement.
- 2.2 The Nottingham Plan has a goal that 'public service delivery will be better integrated and appropriately devolved, ensuring more accessible and responsive services for

all, and giving residents more control over what happens in their neighbourhoods'; the Ward Performance Reports help to support this.

- 2.3 The Ward Performance Reports capture work at a local level to support the Nottingham Plan; it is a short summary of key updates on priorities and issues in the ward. More detailed implementation plans sit behind, the report such as the Ward plans and other partner's implementation plans.
- 2.4 The North Locality Board has been established now since September 2012. It delivers a multi agency/partnership approach to managing the locality, providing an overview of area performance and policing priorities, performance management and problem solving of key challenges. In the north, this has included a focus on parking issues, cannabis, theft from shops, criminal damage and violent crime, including domestic violence. Area Chairs, or their nominated representatives are invited. Minutes are issued to all Ward Councillors.
- 2.5 The Ward Performance Reports are co-ordinated by Neighbourhood Development Officers every quarter, with the data analysis undertaken by the Crime and Drugs Partnership.

3. OTHER OPTIONS CONSIDERED IN MAKING RECOMMENDATIONS

- 3.1 None

4. FINANCIAL IMPLICATIONS (INCLUDING VALUE FOR MONEY/VAT)

- 4.1 None

5. RISK MANAGEMENT ISSUES (INCLUDING LEGAL IMPLICATIONS AND CRIME AND DISORDER ACT IMPLICATIONS)

- 5.1 Consideration of the above is integral to all the activity that is contained in this report. Reduction of crime and disorder is a key goal of a large proportion of the initiatives described.

6. EQUALITY IMPACT ASSESSMENT

Has the equality impact been assessed?	<input type="checkbox"/>
Not needed (report does not contain proposals or financial decisions)	<input type="checkbox"/>
No – not needed	<input checked="" type="checkbox"/>
Due regard should be given to the equality implications identified in the EIA.	<input type="checkbox"/>

7. LIST OF BACKGROUND PAPERS OTHER THAN PUBLISHED WORKS OR THOSE DISCLOSING CONFIDENTIAL OR EXEMPT INFORMATION

- 7.1 Neighbourhood Working Framework 2012 CLT report

8. PUBLISHED DOCUMENTS REFERRED TO IN COMPILING THIS REPORT

- 8.1 None

SUMMARY PERFORMANCE REPORT

AREA 2 : Quarter 3

Basford and Bestwood

Please note that Quarter 3 data is only available for Crime. Quarter 3 data for Fire, Public Realm and Unemployment will be included when available.

Page 57

Area 2 Total	Category	Qtr 1				Qtr 2				Qtr 3				Year to Date			
		2013-14	2014-15	Volume +/-	% Change	2013-14	2014-15	Volume +/-	% Change	2013-14	2014-15	Volume +/-	% Change	2013-14	2014-15	Volume +/-	% Change
	Criminal Damage	120	138	18	15%	115	148	33	29%	99	84	-15	-15%	334	370	36	11%
	Theft	100	108	8	8%	111	92	-19	-17%	103	90	-13	-13%	314	290	-24	-8%
	Violence	155	165	10	6%	145	166	21	14%	144	126	-18	-13%	444	457	13	3%
	Dwelling Burglary	47	73	26	55%	49	70	21	43%	78	55	-23	-29%	174	198	24	14%
	All Crime	575	690	115	20%	606	638	32	5%	571	469	-102	-18%	1752	1797	45	3%
	ASB	334	496	162	49%	503	503	0	0%	319	244	-75	-24%	1156	1243	87	8%
Average Qtrly score	Deliberate Fires	28	27	-1	-4%	29	68	39	134%				27%				60%
	Cleanliness Score	83	86	2	3%	86	86	1	1%				-68%				-22%
	Graffiti	110	56	-54	-49%	93	51	-42	-45%				-35%				-45%
	Fly-Tipping	204	304	100	49%	259	301	42	16%				-72%				-3%
	Dog Fouling	84	105	21	25%	62	182	120	194%				-61%				22%
	Unemployment	5331	4071	-1260	-24%	4698	3594	-1104	-23%				-100%				

Ward	Category	Qtr 1				Qtr 2				Qtr 3				Year to Date			
		2013-14	2014-15	Volume +/-	% Change	2013-14	2014-15	Volume +/-	% Change	2013-14	2014-15	Volume +/-	% Change	2013-14	2014-15	Volume +/-	% Change
Basford	Criminal Damage	51	62	11	22%	66	63	-3	-5%	47	44	-3	-6%	164	169	5	3%
	Theft	61	63	2	3%	73	52	-21	-29%	64	49	-15	-23%	198	164	-34	-17%
	Violence	73	75	2	3%	72	77	5	7%	82	74	-8	-10%	227	226	-1	0%
	Dwelling Burglary	25	29	4	16%	27	41	14	52%	35	33	-2	-6%	87	103	16	18%
	All Crime	289	349	60	21%	349	322	-27	-8%	305	268	-37	-12%	943	939	-4	0%
	ASB	146	208	62	42%	220	228	8	4%	145	118	-27	-19%	511	554	43	8%
Average Qtrly score	Deliberate Fires	10	9	-1	-10%	11	21	10	91%				-33%				26%
	Cleanliness Score	81	85	4	5%	85	85	-1	-1%				-67%				-22%
	Graffiti	47	15	-32	-68%	47	31	-16	-34%				-77%				-54%
	Fly-Tipping	87	88	1	1%	81	91	10	12%				-68%				-16%
	Dog Fouling	41	50	9	22%	31	95	64	206%				-70%				19%
	Unemployment	2213	1791	-422	-19%	2031	1562	-469	-23%				-100%				

Ward	Category	Qtr 1				Qtr 2				Qtr 3				Year to Date			
		2013-14	2014-15	Volume +/-	% Change	2013-14	2014-15	Volume +/-	% Change	2013-14	2014-15	Volume +/-	% Change	2013-14	2014-15	Volume +/-	% Change
Bestwood	Criminal Damage	69	76	7	10%	49	85	36	73%	52	40	-12	-23%	170	201	31	18%
	Theft	39	45	6	15%	38	40	2	5%	39	41	2	5%	116	126	10	9%
	Violence	82	90	8	10%	73	89	16	22%	62	52	-10	-16%	217	231	14	6%
	Dwelling Burglary	22	44	22	100%	22	29	7	32%	43	22	-21	-49%	87	95	8	9%
	All Crime	286	341	55	19%	257	316	59	23%	266	201	-65	-24%	809	858	49	6%
	ASB	188	288	100	53%	283	275	-8	-3%	174	126	-48	-28%	645	689	44	7%
Average Qtrly score	Deliberate Fires	18	18	0	0%	18	47	29	161%				100%				83%
	Cleanliness Score	86	86	1	1%	86	87	2	2%				-68%				-22%
	Graffiti	63	41	-22	-35%	46	20	-26	-57%				-13%				-38%
	Fly-Tipping	117	216	99	85%	178	210	32	18%				-74%				4%
	Dog Fouling	43	55	12	28%	31	87	56	181%				-52%				24%
	Unemployment	3118	2280	-838	-27%	2667	2032	-635	-24%				-100%				-27%

Bestwood Ward Priorities

(Last reviewed January 2015)

Theme	Priorities	Key Actions	Outcome (Methods of evaluation)	Lead
Safer	<ul style="list-style-type: none"> ▪ To reduce anti-social behaviour in the neighbourhood priority area. NAT to focus upon emerging hotspots, diversionary activities and nuisance neighbours. ▪ Action in deliberate Fire Setting ▪ To address domestic violence through prevention & support services 	<p>To regularly review Neighbourhood Priority area.</p> <p>Priority response area – joint high visibility patrols by Neighbourhood Policing Team.</p> <p>CP to pursue action against individuals causing ASB using powers available (5 step ASB procedure).</p> <p>Police programme for year 7's at Big Wood School – delivery</p> <p>Range of partners to provide youth provision. All to publicise activity (schools, police etc).</p>	<p>Target – To reduce level of ASB</p> <p>Increase in numbers of young people participating in positive activities.</p> <p>Reduction in the number of secondary fires (baseline TBC).</p> <p>To increase knowledge of support available.</p> <p>To support victims of DV</p>	<p>Police & Community Protection</p> <p>Big Wood & Police</p> <p>FCT, Right Track, faith & voluntary sector</p> <p>Fire Service</p> <p>All</p> <p>Family Community Team</p>
		<p>Ensuring that our fire setters scheme is utilised and that our partners are aware of how to refer to NFRS</p> <p>Work with Nottinghamshire Police to ensure that information is shared appropriately about deliberate fire setting and to share data about hot spot areas and themes.</p>		
		<p>NAT to ensure that frontline staff has appropriate training to refer onto support services.</p> <p>Support package provided via Family Community Teams.</p>		

	<ul style="list-style-type: none"> ▪ To reduce all crime 	<p>Stronger Families, Freedom Programme & Great Project</p> <p>To encourage take up of DV education programmes in schools</p> <p>Intelligence-led approach to be used to monitor and respond appropriately if levels rise. Measures could include prevention through education, high visibility surveillance or target hardening.</p>	<p>Increase awareness of positive relationships</p> <p>Target: to reduce level of crime</p>	<p>(FCT)</p> <p>Schools</p> <p>Police & Community Protection</p>
<p>Neighbourhoods</p> <p style="writing-mode: vertical-rl; transform: rotate(180deg);">Page 60</p>	<ul style="list-style-type: none"> ▪ To improve the visual appearance of neighbourhoods by tackling hotspot areas ▪ Review & resolve derelict buildings, land 	<p>Area 2 Transformation – plan developed for problematic sites (August 2013). Ongoing works focussing upon hotspots e.g. fly tipping, dog fouling, non maintenance areas and gardens.</p> <p>Undertake regular ward walks to identify and address neighbourhood issues.</p> <p>Day of action in 2014/15</p> <p>To use NCC Area Capital and NCH environmentals funds to bring about physical improvements in the neighbourhood.</p> <p>NCH looking at the longer-term arrangements for managing garage sites & smaller pieces of land.</p> <p>A number of sites dependent upon economic climate and housing development</p>	<p>Level of public satisfaction in neighbourhoods.</p> <p>NCH estate star ratings</p> <p>Levels of cleanliness / fly tipping</p> <p>No. of lettable voids.</p>	<p>City Services, CP & NCH</p> <p>All</p> <p>All</p> <p>NCC & NCH</p> <p>NCH</p> <p>Property Services</p>
<p>Families</p>	<ul style="list-style-type: none"> ▪ More activities for young people 	<p>Develop a quarterly networking meeting for all providers of 0-19years and young people representatives. To look at existing provision and identify areas of need.</p> <p>Develop a local Youth Forum creating opportunities for young people to be consulted and develop their Community</p> <p>Development of partnership projects.</p>		<p>Right Track</p> <p>Right Track & FCT</p> <p>FCT & Right</p>

	<ul style="list-style-type: none"> ▪ Increase awareness of welfare reform and support services 	<p>Ongoing intergenerational work with local schools and independent living centres.</p> <p>To develop mechanisms to involve school councils and Parent's Forum in gathering their views to inform local priorities and provision</p> <p>Working group of local advice providers trying to focus on building up financial resilience of Bestwood residents.</p> <p>Promote local support services</p>	<p>Referrals to Food Bank</p> <p>Referrals to Bestwood Directions</p> <p>Referrals to Bestwood Advice Centre</p>	<p>Track & CVS</p> <p>Schools</p> <p>Schools & FCT</p> <p>Support providers, schools.</p> <p>All</p>
<p>Health Page 61</p>	<ul style="list-style-type: none"> ▪ To reduce childhood obesity ▪ To support local volunteers, raise aspirations and 	<p>To address barriers in accessing physical activity and promotion of healthy eating. Public Health, Family Teams, Leisure and CVS to work together to address gaps/barriers.</p> <p>Travel Right continue to promote sustainable travel in North Locality.</p> <p>Family Teams will deliver physical activities, and Healthy eating throughout universal provision to extend the Healthy Children's Centre Standards 0-19.</p> <p>Family Cycle Centre at the Ridge</p> <p>Delivery of physical session including Tiny Cooks at Leen Valley Community Centre.</p> <p>NAT to refer individuals interested in volunteering opportunities to NCVS. NAT will continue to support the recruitment of active members through the neighbourhood</p>	<p>Levels of childhood obesity</p> <p>Levels of satisfactions in neighbourhoods.</p>	<p>Public Health / Leisure</p> <p>TravelRight</p> <p>FCT</p> <p>TravelRight & FCT</p> <p>FCT</p> <p>NCVS & Bestwood Partnershi</p>

	<p>support community empowerment</p>	<p>questionnaire and at local events. Such vacancies could include:</p> <ul style="list-style-type: none"> ▪ Area 2 volunteers - Family Community Teams ▪ Local Community Centres <p>Support further community empowerment through development of tenant & residents associations and neighbourhood watch schemes or neighbourhood alert and use of other social media mechanisms.</p> <p>Love You Love Bestwood Campaign – to raise aspirations</p> <p>Develop a ‘You Said, We Did’ campaign (part of Love You, Love the Bestwood Area).</p> <p>To continue to support and celebrate local Community Champions</p>	<p>No. of volunteers.</p>	<p>p</p> <p>FCT</p> <p>NDO / NCVS / Right Track</p> <p>NCH & Police</p> <p>All</p> <p>All</p> <p>All</p>
Working	<ul style="list-style-type: none"> ▪ To raise awareness of job opportunities and provide support to get people into employment. 	<p>NAT to promote citywide initiatives which include:</p> <ol style="list-style-type: none"> 1) Nottingham Jobs Fund 2) Employer Hub 3) Apprenticeship Hub 4) Local Community Jobs fairs <p>Frontline staff to promote local 10-week Work Clubs run via NCN</p> <p>ESF Supporting Families Project delivered by Bestwood Directions focussing upon families with need to get back into work. Partners to refer appropriate clients.</p> <p>To support local career days at schools</p>	<p>To contribute to citywide targets</p> <p>Reduction in unemployment.</p>	<p>Economic Development (ED)</p> <p>All</p> <p>Bestwood Directions</p> <p>ED & Schools</p>

	<p>Youth Contract Project– 18-24yrs for 13-39 weeks unemployed</p> <p>Talent Match Project – 18-24 yrs for 12 months or more unemployed</p> <p>To support new Food Park opportunities</p> <p>Right Track referrals for NEETs and facilitate apprenticeship opportunities – to link into Big Wood and Top Valley Academy.</p> <p>Capacity building / digital inclusion - To address gaps in service provision including support for 16-18 years and one-off advice / drop-in.</p>	<p>Right Track / Futures</p> <p>BEST</p> <p>ED & NCN</p> <p>Right Track & Schools & Futures</p> <p>Right Track & ED</p>
--	--	---

Bestwood Community Engagement

Ward Walks

Area/ Estate	Date
Top Valley Thompson Gardens, Rees Gardens, Chevin Gardens, Huggett Gardens, Kyle View, Townsend Court, Jacklin Gardens, Hogan Gardens, Snead Court and Lytham Gardens.	17 th September
Top Valley Coxmoor Court, Nicklaus Court, Crossfield Drive, Erewash Gardens, Breaston Court, Henning Gardens, Leiston Gardens, Winscale Gardens, Weetman Gardens, Ridgeway Walk	22 nd October
Top Valley Belleville Drive, Reedham Walk, Prendwick Gardens, Hazelhill Crescent, Eversley Walk, Grieson Avenue, Stoneacre and Elswick Close	10 th December

Page 64

Events Delivered

Event	Lead Partners	Date	Venue
Sorting Out Money Event	Bestwood Advice Centre	2nd October	Southglade Access Centre
Leader Listens	Locality Management	6 th October	Bestwood Park Community Centre
Day of action	NAT partners	15 th October	Top Valley
Leen Valley Community Centre – Halloween Event	Leen Valley Community Association	25 th October	Leen Valley Community Centre
Southglade Access Centre Halloween Party	Family Community Team	October	Southglade Access Centre
Free micro-chipping event for dogs	Locality Management and Dogs Trust	8 th November	Southglade Park

Bestwood Christmas Lights –	Locality Management, Bestwood Schools & local churches	27 th November	Variety across the ward
Bestwood Estate Community Centre Christmas Party	Bestwood Estate Community Association	15 th December	Bestwood Estate Community Centre
Leen Valley Christmas Lunch – 17 th December Leen Valley Children’s Party – 20 th December	Leen Valley Community Association		Leen Valley Community Centre
Ridge & William Olds Christmas Celebrations	Family Community Team	18 th & 19 th December	The Ridge and William Olds

Community Meetings

Group	Date	Venue
Bestwood Estate Community Association	9 th Dec	Bestwood
Leen Valley Community Association	28 th October, 25 th Nov,	Leen Valley Community Centre

Future Events and Activities Planned

Event	Lead Partners	Date/ Time	Venue
Various ward walks	Locality Management	10am	tbc
Bestwood’s Got Talent auditions	Locality Management, Big Wood School, local Churches, Right Track.	17 th February 5.30-8.30 pm	Bestwood Estate Community Centre
Bestwood’s Got Talent final	Locality Management, Big Wood School, local Churches, Right Track.	28 th March Time tbc	People’s Church
Area 2 Budget Consultation	Locality Management	14 th January at 6pm	Southwark Academy

Bestwood Finance

Bestwood Ward Councillor Budgets

Total Amount allocated this period	£8,900
De-committed this period	£14,000
Budget Remaining Unallocated	£35,031 (2014/15)

Bestwood Area Capital Fund

Total Amount allocated this period	£0
De-committed this period	£27,665
Budget Remaining Unallocated	£32,982 (2013-2015)

Others – Section 106

None this period

Bestwood NCH Environmentals

None

Basford Ward Priorities

(Last reviewed January 2015)

Theme	Priorities	Key Actions	Outcome (Methods of evaluation)	Lead
Safer Page 67	<ul style="list-style-type: none"> To reduce anti-social behaviour in the neighbourhood priority area. 	<p>Increased high visibility patrols in the priority area with reassurance engagement with citizens in the area.</p> <p>Increase take up of ALERT and profile on Twitter and Facebook.</p> <p>To set up diversionary football sessions at Southwark School through spring and summer 2015</p> <p>Engage with young people from priority area in a programme of physical activity at Highbury Gym and address substance misuse and healthy eating.</p>	<p>Reduced complaints and calls from the priority area till priority resolved.</p> <p>Increase in information with residents.</p> <p>Young people in the area attracted to diversionary activities</p>	<p>Police & Community Protection</p> <p>Police & Community Protection</p> <p>NM</p> <p>CBF Gym</p>
Neighbourhoods	<ul style="list-style-type: none"> To improve the visual appearance of neighbourhoods by tackling hotspot areas 	<p>Area 2 Transformation – plan of action to address environmental issues to be developed for problematic sites (August 2013).</p> <p>Undertake regular ward walks to identify neighbourhood issues.</p>	<p>Level of public satisfaction in neighbourhoods.</p> <p>NCH estate star ratings</p> <p>Levels of cleanliness / fly</p>	<p>All</p> <p>CP</p> <p>All</p>

	<ul style="list-style-type: none"> ▪ Reduce empty vacant spaces 	<p>Educational project at local schools to produce reports on the issue. Students to raise awareness in the community and to become responsible citizens.</p> <p>There are a number of small plots of land that attract fly-tipping and graffiti. These areas can be a drain on resources during clean up operations. Bring these areas into use by investigating re-allocation of land to adjoining properties.</p>	<p>tipping.</p> <p>Identify a suitable site and bring partners together into a working party to explore ways of bring site back into use.</p>	<p>NM/City Services</p> <p>NM/NCH</p>
Page 68 Families	<ul style="list-style-type: none"> ▪ Activities for young people 	<p>Provision of activities for young people on at least 4 nights a week in the Basford ward. Deliver weekly Youth and Play session at Basford Community Centre. Increase in numbers attending sessions.</p> <p>To set up a drop in facility for 16-21 year olds at Heathfield CC.</p>	<p>Increase in numbers of young people participating in positive activities.</p> <p>Attendance and reduction in ASB reporting.</p>	<p>Family Community Team</p> <p>NM/Heathfield CC</p>
	<ul style="list-style-type: none"> ▪ Develop a local youth Forum 	<p>To empower young people in the area and encourage young people to take ownership of their community. Encourage volunteering from young people particularly at Heathfield CC.</p>	<p>Monitor numbers young people attending forums and other ward based events.</p>	<p>FCT</p>
	<ul style="list-style-type: none"> ▪ Work with local schools to build partnerships 	<p>Build on this work to challenge ASB, health issues and employment opportunities.</p>	<p>Events held in schools</p>	<p>FCT/NM</p>
Health	<ul style="list-style-type: none"> ▪ Healthy Eating and reducing childhood obesity 	<p>Healthy lifestyles and healthy eating through cooking activities at Children's Centre.</p> <p>Ridewise to work on a number of projects in the ward to encourage healthier way of travelling such as walking and cycling. As part of this we will engage with Ellis Guilford School to encourage healthier options for travelling to school.</p>	<p>Levels of childhood obesity</p> <p>Number of students taking up cycling.</p>	<p>Family Community Team</p> <p>Ridewise/ NM</p>

		Getting Active events to be planned in partnership with FCT, Decade of Better Health. This will involve healthy eating, physical activities and workshops.		
Working	<ul style="list-style-type: none"> To raise awareness of job opportunities and provide support to get people into employment. 	<p>NAT to promote citywide initiatives which include:</p> <ol style="list-style-type: none"> 1) Nottingham Jobs Fund 2) Employer Hub 3) Apprenticeship Hub 4) Local Community Jobs fairs <p>To support local career days at schools</p>	<p>To contribute to citywide targets</p> <p>Reduction in unemployment.</p>	Economic Development

Basford Community Engagement

Ward Walks

Area/ Estate	Date/ Time	Meeting Point
Birds Estate	13 th November 2014	Junction of Mill Street and Firecrest Way
Bar Lane Area	12 th March	Junction of Bar Lane and Percy Street

Events Delivered

Event	Lead Partners	Date / Time	Venue
Basford Ward Forum	Locality Management	22 October	Southwark Academy

Ridge and William Olds Christmas Celebrations	Family Community Team	18/19 December	The Ridge and William Olds
Highbury Vale Christmas Party	Locality Man. and CBF Gym	22 December	Henry Mellish Sports Centre
Heathfield Christmas Party	Heathfield CA/Right Track	23 December	Heathfield Park

Community Meetings

Group	Date	Venue
Rosegay TRA	13 Oct	Southwark School
Highbury Vale TRA	7 Oct, 4 Nov, 2 Dec	Our Ladies Church Hall
Heathfield CA	15 Oct, 11 Nov	Heathfield CC
SALTAR	28 Oct, 25 Nov	The Mill
CBF Gymnasiums	16 Oct, 12 Nov	Henry Mellish Sports Centre
Rebalancing the North	6 Nov, 28 Nov, 12 Dec	Various

Future Events and Activities Planned

Event	Lead Partners	Date/ Time	Venue
Budget Consultation	LM	14 January 2015	Southwark School
Bike Project	LM/Ridewise/Ellis Guilford	16 – 20 February	Ellis Guilford Comprehensive
Toton Close Consultation	LM/NCH	March 2015	Highbury Vale CC

Basford Finance

Ward Councillor Budgets	
2014-2015 Allocation	£15,000
Total Amount allocated this period	£8,103
Budget Remaining unallocated (inc. of 2013-14 allocation)	£10,237

Area Capital Fund	
Total Amount allocated this period	£83,000
Decommitted this period	£0
Budget Remaining unallocated (inc. of 2013-14 allocation)	£1,264

Others – Section 106, NCH Environmentals	
None this period	£0

This page is intentionally left blank

AREA 2 COMMITTEE 25th FEBRUARY 2015

Title of paper:	AREA CAPITAL FUND - 2013/15 Programme – Q3 October-December 2014	
Director(s)/ Corporate Director(s):	Andy Vaughan Director of Neighbourhood Services	Wards affected: Basford and Bestwood
Report author(s) and contact details:	Dale Griffin Neighbourhood Development Officer - Bestwood Ward 0115 8833736 dale.griffin@nottinghamcity.gov.uk Gursharan Singh Nijran Neighbourhood Development Officer - Basford Ward Tel 0115 8833734 gursharan.nijran@nottinghamcity.gov.uk	
Other colleagues who have provided input:	Nancy Hudson, Projects Officer, Highway Services Tel: 0115 8765633 nancy.hudson@nottinghamcity.gov.uk Lee Barrowcliffe, Housing Patch Manager – Nottingham City Homes Tel: 0115 9153301 lee.barrowcliffe@nottinghamcityhomes.org.uk	

Date of consultation with Portfolio Holder(s) (if relevant)	
--	--

Relevant Council Plan Strategic Priority:	
Cutting unemployment by a quarter	<input type="checkbox"/>
Cut crime and anti-social behaviour	<input checked="" type="checkbox"/>
Ensure more school leavers get a job, training or further education than any other City	<input type="checkbox"/>
Your neighbourhood as clean as the City Centre	<input checked="" type="checkbox"/>
Help keep your energy bills down	<input type="checkbox"/>
Good access to public transport	<input type="checkbox"/>
Nottingham has a good mix of housing	<input type="checkbox"/>
Nottingham is a good place to do business, invest and create jobs	<input checked="" type="checkbox"/>
Nottingham offers a wide range of leisure activities, parks and sporting events	<input checked="" type="checkbox"/>
Support early intervention activities	<input type="checkbox"/>
Deliver effective, value for money services to our citizens	<input checked="" type="checkbox"/>

Summary of issues (including benefits to citizens/service users):
This report provides Councillors with: Latest spend proposals under the Area Capital Fund including highways and footways

Recommendation(s):	
1	a) Note the Area Capital monies available to Bestwood and Basford as outlined in Appendix 1. b) That Area Committee approves the committed Area Capital schemes in Appendix 1. c) Note the NCH environmental monies available to Bestwood and Basford as outlined in Appendix 2. d) That Area Committee approves the committed NCH environmental schemes in

1. REASONS FOR RECOMMENDATIONS

- 1.1 The Nottingham LTP 2011-2026 maintains a commitment to deliver local transport improvements across Nottingham's Neighbourhoods and prioritises small scale transport improvements of importance to local communities.
- 1.2 As part of the budget process Nottingham City Council approved in March 2013 an LTP capital allocation of £2.5 million citywide between 2013-2015.
- 1.3 To give opportunity for the Area Committee to make comment on suggested schemes and their progress.

2. BACKGROUND (INCLUDING OUTCOMES OF CONSULTATION)

- 2.1 The Area Capital Programme was established to improve the environment of the neighbourhoods and to create a sense of place for residents in order to improve the quality of life of local people. Since it was established in 2006 to meet the then corporate priority of 'Transforming Neighbourhoods', the Area Capital Fund has included a total programme expenditure portfolio of £40 million. The improvements that have been carried out to date using this programme, have included: footpaths, fences, visual enhancements to public realm, refurbishment of parks and improvements to public buildings.
- 2.2 Resources are allocated from the Nottingham City Council general fund, the Local Transport Plan (LTP) and from the Housing revenue Account. To achieve a joint approach to environmental improvements in neighbourhoods, a greater degree of flexibility has been established to prioritise and deliver improvements so that there is a synergy in local solutions for local issues across neighbourhoods.
- 2.3 The programme of works is a rolling programme. There have been instances where schemes are started, with strong community involvement and interest, only to be altered at a later stage due to changing circumstances such as economic conditions and changes in land values.
- 2.4 The Area Committee, particularly community representatives, are invited to comment specifically on those schemes identified in the proposals column and also to consider whether certain schemes can be linked to other programmes of work in order to generate best value and create a greater impact on the local area.

3. OTHER OPTIONS CONSIDERED IN MAKING RECOMMENDATIONS

- 3.1 None

4. FINANCIAL IMPLICATIONS (INCLUDING VALUE FOR MONEY/VAT)

- 4.1 Bringing together the various strands which form part of the Area Capital Programme enables the City Council to respond efficiently in delivering on public realm improvements as identified by local people.

5. RISK MANAGEMENT ISSUES (INCLUDING LEGAL IMPLICATIONS AND CRIME AND DISORDER ACT IMPLICATIONS)

- 5.1 A risk register has been produced which is regularly monitored.

6. EQUALITY IMPACT ASSESSMENT

Has the equality impact been assessed?	<input type="checkbox"/>
Not needed (report does not contain proposals or financial decisions)	<input type="checkbox"/>
No – not needed	<input checked="" type="checkbox"/>
Due regard should be given to the equality implications identified in the EIA.	<input type="checkbox"/>

7. LIST OF BACKGROUND PAPERS OTHER THAN PUBLISHED WORKS OR THOSE DISCLOSING CONFIDENTIAL OR EXEMPT INFORMATION

7.1 Highways Framework Agreement.

8. PUBLISHED DOCUMENTS REFERRED TO IN COMPILING THIS REPORT

8.1 Executive board report Area Capital Resource Allocations for 2011-2013 19th July 2011.

Appendix 1

Basford Area Capital 2013 - 2015 Programme

Basford LTP schemes

Location	Type	Councillor Prioritised / Area Committee Approved	Estimate	Estimated start date	Completed	Details
Lauriston Drive	handrail	Prioritised 28 January 2015	£4,000			Provision of a hand rail on footpath leading to tram bridge to assist elderly and disabled users
Toton Close	area improvement	Prioritised 28 January 2015	£15,000			LTP contribution to joint NCH scheme of environmental improvements on Toton Close (total scheme £90k)
Heathfield Road	Survey	Approved September 2014	£600			Questionnaire parking survey for Heathfield Road
Basford TRO	TRO	Approved May 2014	£3,000			Further contribution to Basford Ward junction protection TRO to cover additional locations
Acton Avenue	Disabled bay	Approved February 2014	£1,500			Installation of disabled parking bay on Acton Avenue
Saxondale Drive	Footpaths	Approved February 2014	£80,640	19/05/14	Yes	Full reconstruction of footpaths on Saxondale Drive (Kersall Dv to Brooklyn Rd) RH side
Bagnall Road	Feasibility	Approved February 2014	£2,000			Feasibility study for improvements to the shop forecourt area on Bagnall Road
Vernon Road	Zig-zags	Approved February 2014	£1,925			Review of zig-zag markings at puffin crossing on Vernon Road near Bulwell Lane
Vernon Road/ Nottingham Road	Feasibility	Approved February 2014	£2,000			Traffic and safety feasibility study around crossings
Basford Road	Zebrites	Approved February 2014	£5,000			Funding for Zebrites on Basford Road crossing near Hayling Drive
Bagnall Road	Zebrites	Approved February 2014	£5,000			Funding for Zebrites on Bagnall Road crossing near Neston Drive
Church Street Bridge	Reflectors	Approved February 2014	£1,000			Fitting of reflectors to temporary wooden barriers on the bridge to improve visibility at night
Cinderhill Road/ Odesa Drive	Zebrites	Approved November 2013	£3,750			Funding for Zebrites on Basford section of crossing falling across two wards
Vernon Avenue	Speed Surveys	Approved November 2013	£500			Speed surveys
Basford	TRO	Approved September 2013	£6,000			Junction protection at multiple locations in the ward. Locations to be confirmed.

Total LTP schemes*

£131,915

Basford Public Realm schemes

Location	Type	Councillor Prioritised / Area Committee Approved	Estimate	Estimated start date	Completed	Details
Toton Close	area improvement	Prioritised 28 January 2015	£20,000			PR contribution to joint NCH scheme of environmental improvements on Toton Close (total scheme £90k)
Brooklyn Road bridge	fencing	Prioritised 28 January 2015	£6,000			Replacement of missing railings to improve security and reduce ASB

Brooklyn Park	play area	Prioritised 28 January 2015	£20,000			Improvements to childrens play area on Brooklyn Park
Percy Street	twitchell	Prioritised 28 January 2015	£8,000			Environmental improvements and new hedges alongside twitchell
Basford Library	area improvement	Prioritised 28 January 2015	£10,000			Programme of landscaping works to Basford Library entrance and gardens at highway frontage
Stockhill Park	contribution	Approved November 2014	£6,000			Contribution to the refurbishment of Stockhill Pavilion, to bring it back into use as a park asset
River Leen Cycle/Footpath	fencing	Approved May 2014	£10,000			Contribution to fund new fencing as part of River Leen Cycle and Pedestrian path improvements
Selwyn Court - Phase 1	Improvement	Approved November 2013	£24,000			Groundworks plan to include landscaping, parking spaces, fencing, space for communal use

Total Public Realm schemes** £104,000

Basford Decommittments

Location	Type	Reason	Amount	Details
Previously decommitted			£1,544	

Total Decommittment*** £1,544

2013-2015 LTP allocation £132,000

LTP carried forward from 2011-2013 0

2013 - 2014 Public Realm allocation £39,600

Public Realm carried forward £24,435

2014 - 2015 Public Realm allocation £39,600

Total Available 2013 - 2015 ACF £235,635

*Less LTP schemes - £131,915

**Less Public Realm schemes - £104,000

***Decommittment funds + £1,544

Remaining available balance £1,264

LTP element remaining £310

Public Realm element remaining £954

Bestwood Area Capital 2013 - 2015 Programme

Bestwood LTP schemes

Location	Type	Councillor Prioritised / Area Committee Approved	Estimate	Estimated start date	Completed	Details
Bestwood Park Drive West	footpath	Approved November 2014	£69,127			Footpath resurfacing of Bestwood Park Drive West from Beckhampton Road to opposite Deer Park Drive (LTP contribution)
Beckhampton Road parking	contribution	Approved September 2014	£30,000		decommitted	Joint funded scheme with NCH to develop housing amenity land into parking provision
Bestwood Ward street name plates	SNP	Approved September 2014	£1,635			Replace street name plates at Birkdale Way, Penllech Close, Gainsford Cres, Terton Rd
Arnold Road/Hucknall Road Area	signage	Approved September 2014	£1,000			Direction signs to Leen Valley Community Centre
Bestwood place signs	signage	Approved May 2014	£10,000			Supply and installation of three place signs at various locations across the ward.
Beckhampton Road	contribution	Approved September 2013	£100,000			Contribution to Road Safety improvement scheme on Beckhampton Road
Beckhampton Road	feasibility study	Approved May 2013	£1,500			Feasibility study of traffic calming and TRO around schools on Beckhampton Road.

Total LTP schemes* £213,262

Bestwood Public Realm schemes

Location	Type	Councillor Prioritised / Area Committee Approved	Estimate	Estimated start date	Completed	Details
Bestwood Park Drive West	footpath	Approved November 2014	£17,758			Footpath resurfacing of Bestwood Park Drive West from Beckhampton Road to opposite Deer Park Drive (PR contribution)
Raymede Drive	area improvement	Approved November 2014	£24,325			Further contribution to public realm improvement scheme in partnership with NCH
Raymede Drive	area improvement	Approved November 2013	£47,400			Contribution to public realm improvement scheme in partnership with NCH

Total Public Realm schemes** £89,483

Bestwood Decommitments

Location	Type	Reason	Amount	Details
Raymede Drive	area improvement	Underspend	£27,665	
Previously decommitted			£30,300	

Total Decommitted*** £57,965

2013-2015 LTP allocation £158,000

LTP carried forward from 2011-2013	£24,962
2013 - 2014 Public Realm allocation	£47,400
Public Realm carried forward	£0
2014 - 2015 Public Realm allocation	£47,400
Total Available 2013 - 2015 ACF	£277,762
*Less LTP schemes	- £213,262
**Less Public Realm schemes	- £89,483
***Decommitted funds	+ £57,965
Remaining available balance	£32,982
LTP element remaining	£0
Public Realm element remaining	£32,982

Appendix 2

Nottingham City Homes Environmental Schemes

AREA 2 COMMITTEE 25th FEBRUARY 2015

Title of paper:	Area Committee Finance and Delegated Authority – Q3 October to December 2014	
Director(s)/ Corporate Director(s):	Andy Vaughan Director of Neighbourhood Services	Wards affected: Basford and Bestwood
Report author(s) and contact details:	Dale Griffin Neighbourhood Development Officer - Bestwood Ward 0115 8833736 dale.griffin@nottinghamcity.gov.uk Gursharan Singh Nijran Neighbourhood Development Officer - Basford Ward Tel 0115 8833734 gursharan.nijran@nottinghamcity.gov.uk	
Other colleagues who have provided input:	Anita Winter Accountancy Support Officer - Finance anita.winter@nottinghamcity.gov.uk Tel 0115 8763714	
Date of consultation with Portfolio Holder(s) (if relevant)	Not relevant	
Relevant Council Plan Strategic Priority:		
Cutting unemployment by a quarter		<input type="checkbox"/>
Cut crime and anti-social behaviour		<input checked="" type="checkbox"/>
Ensure more school leavers get a job, training or further education than any other City		<input type="checkbox"/>
Your neighbourhood as clean as the City Centre		<input checked="" type="checkbox"/>
Help keep your energy bills down		<input type="checkbox"/>
Good access to public transport		<input type="checkbox"/>
Nottingham has a good mix of housing		<input type="checkbox"/>
Nottingham is a good place to do business, invest and create jobs		<input type="checkbox"/>
Nottingham offers a wide range of leisure activities, parks and sporting events		<input checked="" type="checkbox"/>
Support early intervention activities		<input checked="" type="checkbox"/>
Deliver effective, value for money services to our citizens		<input checked="" type="checkbox"/>
Summary of issues (including benefits to citizens/service users):		
This report advises the Area 2 Committee of the use of delegated authority by the Director of Communities and provides an up to date finance report.		
Recommendation(s):		
1	That the Area Committee note the actions agreed by the Director of Neighbourhood Services in respect of projects and schemes within Area 2, detailed in Appendix A and B.	

1. REASONS FOR RECOMMENDATIONS

- 1.1 Records detailing Members spending decisions and consultation are shown in the attached Appendix. In accordance with the Constitution the Area Committee is required to note spending decisions taken by Ward Members. This report outlines the spending decisions since the report taken to the Area Committee Meeting on 3rd September 2014.

2. BACKGROUND (INCLUDING OUTCOMES OF CONSULTATION)

- 2.1 This action follows the arrangements established by the Executive Board to allow for spending approvals through individual Members budget allocations and Area Committee Finances.

3. OTHER OPTIONS CONSIDERED IN MAKING RECOMMENDATIONS

- 3.1 Not to provide the funding outlined in Appendix 1 but the funding requested will provide additional services or benefit to residents of Bestwood and Basford wards.

4. FINANCIAL IMPLICATIONS (INCLUDING VALUE FOR MONEY/VAT)

- 4.1 Members had an individual allocation for 2014/15 of £5,000.
Bestwood Ward was also granted an additional sum of £14,154 under the heading -
- Indices of Multiple Deprivation (IMD) funding.
- 4.2 The full balance has not been allocated. Further projects will be reported to a subsequent committee.

5. RISK MANAGEMENT ISSUES (INCLUDING LEGAL IMPLICATIONS AND CRIME AND DISORDER ACT IMPLICATIONS)

- 5.1 These arrangements provide transparency and regulation to the spending of individual Member's allocation.
- 5.2 The funds allocated by Area Committee are used to address diverse needs from various sections of the community and reduce inequalities.

6. EQUALITY IMPACT ASSESSMENT

Has the equality impact been assessed?

Not needed (report does not contain proposals or financial decisions) **X**

No

Yes – Equality Impact Assessment attached

Due regard should be given to the equality implications identified in the EIA.

7. LIST OF BACKGROUND PAPERS OTHER THAN PUBLISHED WORKS OR THOSE DISCLOSING CONFIDENTIAL OR EXEMPT INFORMATION

- 7.1 Delegated authority for each scheme listed in Appendix A is held by the Committee Section.

8. PUBLISHED DOCUMENTS REFERRED TO IN COMPILING THIS REPORT

Executive Board – 20 May 2008 – Ward Member Budgets

Bestwood and Basford Area Committee –26th November 2014.

APPENDIX A

Basford Ward Budget Allocations 2014/15

Allocated Schemes: Basford Ward	Councillor(s)	Amount (total)
Basford School Book Vouchers	Arnold, Norris and Ottewell	£4,695
Vernon Park Summer Fun Day 2014	Arnold, Norris and Ottewell	£3,000
Rosegay Day of Action Clean Up	Arnold, Norris and Ottewell	£1,500
Highbury Vale Summer Fun Day	Arnold, Norris and Ottewell	£600
BEST – Contribution towards admin post	Arnold, Norris and Ottewell	£1,000
Knit and Knatter at Basford Library	Arnold, Norris and Ottewell	£250
NCVS awards	Arnold, Norris and Ottewell	£150
Making a Positive Contribution	Arnold, Norris and Ottewell	£500
Heathfield Playscheme 2014	Arnold, Norris and Ottewell	£800
SALTAR Playscheme 2014	Arnold, Norris and Ottewell	£300
Toton Close allotments clean up	Arnold, Norris and Ottewell	£400
Basford Alleyways Clean Up	Arnold, Norris and Ottewell	£820
Coffee Pot for Basford Baptist Church	Arnold, Norris and Ottewell	£500
Highbury Vale Christmas Party	Arnold, Norris and Ottewell	£700
Area 2 Christmas Events	Arnold, Norris and Ottewell	£500
Basford Schools Book Vouchers	Arnold, Norris and Ottewell	£5283
Knit and Knatter	Arnold, Norris and Ottewell	£200

Balance brought forward 2013/14	£16,435
Allocation 2014/15	£15,000
Total available allocation 2014/15	£31,435
Total allocated at 30/09/2014	£21,198
Total unallocated at 30/09/2014	£10,237

Schemes committed but not allocated		
Highbury Vale planting on Brayton Crescent Phase 2	Arnold, Norris and Ottewell	£450

Notice board for Bagthorpe allotments	Arnold, Norris and Ottewell	£300
Whitemoor Academy Garden Project	Arnold, Norris and Ottewell	£600
Brooklyn Park Development	Arnold, Norris and Ottewell	£5,000
Basford Library Notice Board	Arnold, Norris and Ottewell	£1,500
Highbury Vale Summer Fun Day 2015	Arnold, Norris and Ottewell	£650
Bulwell Athletic Football Club Strip	Arnold, Norris and Ottewell	£425
Solar Security Lights for Vulnerable Households	Arnold, Norris and Ottewell	£1,500
TOTAL		£9,975

APPENDIX B

Bestwood Ward Budget Allocations 2014/15

Allocated Schemes: Bestwood Ward	Councillor(s)	Amount (total)
Bestwood Litter Bins	Grocock, Smith and Wildgust	£1,920
Leen Valley Community Association Events 2014	Grocock, Smith and Wildgust	£930
Bestwood Advice Centre	Grocock, Smith and Wildgust	£4,000
Bestwood Christmas Lights	Grocock, Smith and Wildgust	£16,000
Bestwood's Got Talent	Grocock, Smith and Wildgust	£1,000
Nottingham City Lionhearts Marching Band	Grocock, Smith and Wildgust	£2,000
Ridge Adventure Playground - contribution	Grocock, Smith and Wildgust	£1,650
Hucknal Linear Gateway Improvements - contribution	Grocock, Smith and Wildgust	£2,750
Southglade Park Live 2015 - contribution	Grocock, Smith and Wildgust	£1,500
Making a positive contribution – youth project	Grocock, Smith and Wildgust	£500
Area 2 William Olds and Ridge Adventure Playground Celebrations	Grocock, Smith and Wildgust	£500

Schemes to de-commit	Councillor(s)	Amount (total)
Southglade MUGA	Grocock, Smith and Wildgust	£9,000
Bestwood Christmas Lights 2013	Grocock, Smith and Wildgust	£5,000

Balance Brought forward 2013/14	£24,627
Allocation 2014/15	£15,000
Deprivation(IMD) 2014/15	£14,154
Total Available Allocation	£53,781
Total de-committed	£14,000
Total allocated at 30/12/14	£32,750
Total unallocated at 30/12/14	£35,031

Schemes committed but not allocated	Councillor(s)	Amount (total)
African Women Empowerment Forum (AWEF)	Grocock, Smith and Wildgust	£1,150
Crime prevention tools	Grocock, Smith and Wildgust	£6,000
Christmas Lights 2015	Grocock, Smith and Wildgust	£16,000
Christmas maintenance budget	Grocock, Smith and Wildgust	£5,000
Bestwood Estate Community Centre equipment	Grocock, Smith and Wildgust	£650
Leen Valley Community Centre events	Grocock, Smith and Wildgust	£930
Money box pilot	Grocock, Smith and Wildgust	£1,000
	Total	30,730